

M
O
N
T
A
N
A



Flathead High

Bravettes

Girl's Basketball

2018-2019

AA BASKETBALL



Flathead High Bravettes



| Opponent | Loc | Score | Res | Date | Scoring Leader | Pts | 2nd in Scoring | Pts |
|--|-----|---------|-----|----------|----------------|-----|------------------|-----|
| 1 Great Falls High | H | 53 - 40 | W | 12-07-18 | Jenna Johnson | 19 | Taylor Henley | 12 |
| 2 C. M. Russell | H | 49 - 40 | W | 12-08-18 | Taylor Henley | 30 | Jenna Johnson | 10 |
| 3 Columbia Falls High | H | 32 - 36 | L | 12-15-18 | Jenna Johnson | 11 | Taylor Henley | 10 |
| 4 Butte High | A | 29 - 53 | L | 12-21-18 | Taylor Henley | 12 | Jenna Johnson | 7 |
| 5 Whitefish High | A | 39 - 21 | W | 01-04-19 | Jenna Johnson | 15 | Taylor Henley | 12 |
| 6 Post Falls High | H | 49 - 47 | W | 01-05-19 | Taylor Henley | 23 | Jenna Johnson | 18 |
| 7 Missoula Big Sky | A | 47 - 44 | W | 01-10-19 | Jenna Johnson | 14 | Taylor Henley | 13 |
| 8 Glacier High | A | 24 - 32 | L | 01-11-19 | Maddie Walter | 12 | Taylor Henley | 5 |
| 9 Helena High | H | 32 - 49 | L | 01-25-19 | Taylor Henley | 13 | Walter / Johnson | 6 |
| 10 Capital High | H | 36 - 62 | L | 01-26-19 | Maddie Walter | 15 | Jenna Johnson | 10 |
| 11 Missoula Hellgate | H | 30 - 58 | L | 01-31-19 | Jenna Johnson | 16 | Maddie Walter | 5 |
| 12 Missoula Sentinel | A | 30 - 42 | L | 02-02-19 | Jenna Johnson | 16 | Taylor Henley | 12 |
| 13 Glacier High | H | 30 - 44 | L | 02-05-19 | Taylor Henley | 12 | Jenna Johnson | 9 |
| 14 Missoula Big Sky | H | 52 - 35 | W | 02-07-19 | Taylor Henley | 21 | Jenna Johnson | 14 |
| 15 Capital High | A | 30 - 56 | L | 02-15-19 | Taylor Henley | 11 | Maddie Walter | 6 |
| 16 Helena High | A | 37 - 53 | L | 02-16-19 | Taylor Henley | 12 | Jenna Johnson | 11 |
| 17 Missoula Sentinel | H | 29 - 46 | L | 02-21-19 | Taylor Henley | 16 | Emily Lembke | 4 |
| 18 Missoula Hellgate | A | 42 - 46 | L | 02-23-19 | Jenna Johnson | 16 | Taylor Henley | 13 |
| Divisional Tournament Games - Glacier High - Flathead High | | | | | | | | |
| 19 Glacier High | GHS | 24 - 36 | L | 02-28-19 | Jenna Johnson | 13 | Taylor Henley | 6 |
| 20 Missoula Big Sky | GHS | 37 - 31 | W | 03-01-19 | Taylor Henley | 12 | Walter / Johnson | 7 |
| 21 Helena High | FHS | 34 - 63 | L | 03-02-19 | Jenna Johnson | 12 | Kennedy Kanter | 8 |
| State Tournament Games - Butte Civic Center / Butte High School | | | | | | | | |
| did not qualify | BCC | | | 03-07-19 | | | | |
| | BCC | | | 03-08-19 | | | | |
| | BCC | | | 03-09-19 | | | | |
| | BCC | | | 03-09-19 | | | | |

| Scoring Breakdown | G | PtsS - PtsA | Diff |
|-------------------------|----|-------------|-------|
| Total Games | 21 | 765 - 934 | -169 |
| Averages & Scor Diff | | 36.4 - 44.5 | -8.0 |
| Conference Games | 12 | 419 - 567 | -148 |
| Averages & Scor Diff | | 34.9 - 47.2 | -12.3 |
| "AA" Non-Conf Games | 4 | 131 - 133 | -2 |
| Averages & Scor Diff | | 32.7 - 33.2 | -0.5 |
| 'Non "AA" Games | 3 | 120 - 104 | 16 |
| Averages & Scor Diff | | 40.0 - 34.7 | 5.3 |
| Divisional Tournament G | 3 | 95 - 130 | -35 |
| Averages & Scor Diff | | 31.7 - 43.3 | -11.7 |
| State Tournament G | 0 | 0 - 0 | 0 |
| Averages & Scor Diff | | 0.0 - 0.0 | 0.0 |

| Records Summary | Won - Lost | PCT |
|-------------------------------|------------|------|
| Overall Record | 7 - 14 | .333 |
| Conference Record | 2 - 10 | .167 |
| Home Record | 4 - 7 | .364 |
| Away Record | 2 - 6 | .250 |
| Neutral Court Record | 0 - 1 | .000 |
| "AA" Opponents | 5 - 13 | .278 |
| "AA" Non-Conference Opp. | 3 - 1 | .750 |
| Non "AA" Opponents | 2 - 1 | .667 |
| G - 5 or less pts difference | 2 - 2 | .500 |
| G - 6 to 9 pts difference | 1 - 1 | .500 |
| G - 10 or more pts difference | 4 - 11 | .267 |
| Overtime Games | 0 - 0 | .000 |
| Divisional Tournament Games | 1 - 2 | .333 |
| State Tournament Games | 0 - 0 | .000 |

| Coaching Staff / Athletic Trainers / Managers | | | |
|---|----------------------------|------|-----------|
| NAME | POSITION | | |
| Tricia Dean | Head Coach | | |
| Hope Hedges | JV Coach | | |
| Tryg Johnson | JV/Varsity Assistant Coach | | |
| Chase Fairbank | Sophomore Coach | | |
| Chase Grilley | Freshman Coach | | |
| Brian Straub | Athletic Trainer | | |
| Abby Beard | Manager | | |
| Maggie Gutierrez | Manager | | |
| VARSITY / JV ROSTER | | | |
| NUMBER | NAME | HGT | YEAR |
| 2 | Emily Lembke | 5'6 | Junior |
| 3 | Sadie Wilson | 5'3 | Senior |
| 4 | Kuyra Siegel | 5'4 | Sophomore |
| 5 | Maddie Walter | 5'6 | Senior |
| 10 | Kennedy Kanter | 5'7 | Junior |
| 11 | Kaysie Malmin | 5'5 | Senior |
| 14 | Jenna Johnson | 5'7 | Junior |
| 20 | Bridget Crowley | 5'8 | Sophomore |
| 30 | Kayla Martin | 5'8 | Senior |
| 32 | Taylor Henley | 6'0 | Senior |
| 45 | Rebecca Eacker | 6'0 | Sophomore |
| 15 | Clare Converse | 5'9 | Freshman |
| 22 | Skyleigh Thompson | 5'4 | Sophomore |
| 23 | Myah Attard | 5'8 | Freshman |
| 24 | Katelyn Burton | 5'8 | Sophomore |
| 31 | Melanie Totten | 5'8 | Sophomore |
| 34 | Molly Winters | 5'11 | Sophomore |

All Games Stats

| # | Players Name | G | Pts | Avg | Reb | Avg | Ast | Avg | FG - FGA | Pct | 3P - 3PA | Pct | FT - FTA | Pct | Stl | Avg | Blk | Avg |
|-----------------|-----------------|----|-----|------|-----|------|-----|-----|-----------|------|----------|------|-----------|------|-----|-----|-----|-----|
| 3 | Sadie Wilson | 21 | 32 | 1.5 | 60 | 2.9 | 53 | 2.5 | 11 - 64 | .172 | 1 - 18 | .056 | 9 - 20 | .450 | 25 | 1.2 | 0 | 0.0 |
| 5 | Maddie Walter | 21 | 103 | 4.9 | 49 | 2.3 | 28 | 1.3 | 36 - 139 | .259 | 23 - 85 | .271 | 8 - 20 | .400 | 9 | 0.4 | 0 | 0.0 |
| 11 | Kaysie Malmin | 21 | 17 | 0.8 | 20 | 1.0 | 23 | 1.1 | 6 - 24 | .250 | 2 - 10 | .200 | 3 - 11 | .273 | 12 | 0.6 | 0 | 0.0 |
| 30 | Kayla Martin | 17 | 20 | 1.2 | 29 | 1.7 | 4 | 0.2 | 9 - 13 | .692 | 0 - 0 | .000 | 2 - 5 | .400 | 1 | 0.1 | 2 | 0.1 |
| 32 | Taylor Henley | 21 | 263 | 12.5 | 171 | 8.1 | 30 | 1.4 | 98 - 246 | .398 | 5 - 27 | .185 | 62 - 117 | .530 | 38 | 1.8 | 27 | 1.3 |
| 2 | Emily Lembke | 19 | 27 | 1.4 | 76 | 4.0 | 22 | 1.2 | 8 - 36 | .222 | 0 - 3 | .000 | 11 - 23 | .478 | 13 | 0.7 | 0 | 0.0 |
| 10 | Kennedy Kanter | 15 | 26 | 1.7 | 13 | 0.9 | 8 | 0.5 | 8 - 24 | .333 | 6 - 16 | .375 | 4 - 10 | .400 | 2 | 0.1 | 1 | 0.1 |
| 14 | Jenna Johnson | 21 | 232 | 11.0 | 65 | 3.1 | 24 | 1.1 | 79 - 247 | .320 | 50 - 154 | .325 | 24 - 46 | .522 | 18 | 0.9 | 1 | 0.0 |
| 4 | Kuyra Siegel | 1 | 0 | 0.0 | 0 | 0.0 | 0 | 0.0 | 0 - 2 | .000 | 0 - 1 | .000 | 0 - 0 | .000 | 1 | 1.0 | 0 | 0.0 |
| 20 | Bridget Crowley | 11 | 7 | 0.6 | 23 | 2.1 | 5 | 0.5 | 3 - 8 | .375 | 0 - 0 | .000 | 1 - 5 | .200 | 6 | 0.5 | 0 | 0.0 |
| 45 | Rebecca Eacker | 18 | 28 | 1.6 | 29 | 1.6 | 1 | 0.1 | 12 - 22 | .545 | 0 - 0 | .000 | 4 - 9 | .444 | 4 | 0.2 | 0 | 0.0 |
| 15 | Clare Converse | 8 | 10 | 1.2 | 16 | 2.0 | 3 | 0.4 | 3 - 22 | .136 | 1 - 10 | .100 | 3 - 5 | .600 | 0 | 0.0 | 0 | 0.0 |
| 34 | Molly Winters | 1 | 0 | 0.0 | 0 | 0.0 | 0 | 0.0 | 0 - 0 | .000 | 0 - 0 | .000 | 0 - 0 | .000 | 0 | 0.0 | 0 | 0.0 |
| Team Totals | | 21 | 765 | 36.4 | 551 | 26.2 | 201 | 9.6 | 273 - 847 | .322 | 88 - 324 | .272 | 131 - 271 | .483 | 130 | 6.2 | 31 | 1.5 |
| Opponent Totals | | 20 | 861 | 43.0 | 552 | 27.6 | 195 | 9.7 | 312 - 860 | .363 | 69 - 256 | .270 | 168 - 292 | .575 | 164 | 8.2 | 51 | 2.5 |

Conference Games Stats

| # | Players Name | G | Pts | Avg | Reb | Avg | Ast | Avg | FG - FGA | Pct | 3P - 3PA | Pct | FT - FTA | Pct | Stl | Avg | Blk | Avg |
|-----------------|-----------------|----|-----|------|-----|------|-----|------|-----------|------|----------|------|----------|-------|-----|-----|-----|-----|
| 3 | Sadie Wilson | 12 | 19 | 1.6 | 31 | 2.6 | 26 | 2.2 | 8 - 37 | .216 | 1 - 8 | .125 | 2 - 6 | .333 | 10 | 0.8 | 0 | 0.0 |
| 5 | Maddie Walter | 12 | 67 | 5.6 | 27 | 2.3 | 15 | 1.3 | 24 - 82 | .293 | 18 - 52 | .346 | 1 - 4 | .250 | 3 | 0.3 | 0 | 0.0 |
| 11 | Kaysie Malmin | 12 | 8 | 0.7 | 10 | 0.8 | 19 | 1.6 | 3 - 12 | .250 | 1 - 4 | .250 | 1 - 5 | .200 | 8 | 0.7 | 0 | 0.0 |
| 30 | Kayla Martin | 9 | 11 | 1.2 | 11 | 1.2 | 1 | 0.1 | 5 - 6 | .833 | 0 - 0 | .000 | 1 - 1 | 1.000 | 1 | 0.1 | 1 | 0.1 |
| 32 | Taylor Henley | 12 | 139 | 11.6 | 81 | 6.8 | 20 | 1.7 | 54 - 132 | .409 | 2 - 16 | .125 | 29 - 58 | .500 | 22 | 1.8 | 8 | 0.7 |
| 2 | Emily Lembke | 10 | 17 | 1.7 | 34 | 3.4 | 13 | 1.3 | 5 - 14 | .357 | 0 - 1 | .000 | 7 - 12 | .583 | 7 | 0.7 | 0 | 0.0 |
| 10 | Kennedy Kanter | 8 | 2 | 0.3 | 3 | 0.4 | 4 | 0.5 | 1 - 7 | .143 | 0 - 3 | .000 | 0 - 4 | .000 | 0 | 0.0 | 0 | 0.0 |
| 14 | Jenna Johnson | 12 | 120 | 10.0 | 32 | 2.7 | 18 | 1.5 | 39 - 135 | .289 | 28 - 84 | .333 | 14 - 24 | .583 | 12 | 1.0 | 0 | 0.0 |
| 4 | Kuyra Siegel | 0 | 0 | 0.0 | 0 | 0.0 | 0 | 0.0 | 0 - 0 | .000 | 0 - 0 | .000 | 0 - 0 | .000 | 0 | 0.0 | 0 | 0.0 |
| 20 | Bridget Crowley | 8 | 5 | 0.6 | 19 | 2.4 | 4 | 0.5 | 2 - 6 | .333 | 0 - 0 | .000 | 1 - 4 | .250 | 3 | 0.4 | 0 | 0.0 |
| 45 | Rebecca Eacker | 12 | 23 | 1.9 | 20 | 1.7 | 0 | 0.0 | 10 - 18 | .556 | 0 - 0 | .000 | 3 - 5 | .600 | 3 | 0.3 | 0 | 0.0 |
| 15 | Clare Converse | 6 | 8 | 1.3 | 9 | 1.5 | 3 | 0.5 | 2 - 16 | .125 | 1 - 8 | .125 | 3 - 5 | .600 | 0 | 0.0 | 0 | 0.0 |
| 34 | Molly Winters | 0 | 0 | 0.0 | 0 | 0.0 | 0 | 0.0 | 0 - 0 | .000 | 0 - 0 | .000 | 0 - 0 | .000 | 0 | 0.0 | 0 | 0.0 |
| Team Totals | | 12 | 419 | 34.9 | 277 | 23.1 | 123 | 10.3 | 153 - 465 | .329 | 51 - 176 | .290 | 62 - 128 | .484 | 69 | 5.8 | 9 | 0.8 |
| Opponent Totals | | 12 | 567 | 47.3 | 315 | 26.3 | 136 | 11.3 | 211 - 512 | .412 | 46 - 150 | .307 | 99 - 164 | .604 | 103 | 8.6 | 32 | 2.7 |

Divisional Tournament Games Stats

| # | Players Name | G | Pts | Avg | Reb | Avg | Ast | Avg | FG - FGA | Pct | 3P - 3PA | Pct | FT - FTA | Pct | Stl | Avg | Blk | Avg |
|-----------------|-----------------|---|-----|------|-----|------|-----|-----|----------|-------|----------|------|----------|------|-----|-----|-----|-----|
| 3 | Sadie Wilson | 3 | 4 | 1.3 | 10 | 3.3 | 5 | 1.7 | 1 - 8 | .125 | 0 - 4 | .000 | 2 - 4 | .500 | 4 | 1.3 | 0 | 0.0 |
| 5 | Maddie Walter | 3 | 11 | 3.7 | 6 | 2.0 | 3 | 1.0 | 3 - 15 | .200 | 3 - 14 | .214 | 2 - 5 | .400 | 1 | 0.3 | 0 | 0.0 |
| 11 | Kaysie Malmin | 3 | 2 | 0.7 | 1 | 0.3 | 0 | 0.0 | 1 - 2 | .500 | 0 - 1 | .000 | 0 - 0 | .000 | 1 | 0.3 | 0 | 0.0 |
| 30 | Kayla Martin | 2 | 2 | 1.0 | 3 | 1.5 | 0 | 0.0 | 1 - 1 | 1.000 | 0 - 0 | .000 | 0 - 0 | .000 | 0 | 0.0 | 0 | 0.0 |
| 32 | Taylor Henley | 3 | 25 | 8.3 | 18 | 6.0 | 3 | 1.0 | 8 - 22 | .364 | 1 - 3 | .333 | 8 - 16 | .500 | 5 | 1.7 | 5 | 1.7 |
| 2 | Emily Lembke | 3 | 0 | 0.0 | 9 | 3.0 | 1 | 0.3 | 0 - 2 | .000 | 0 - 0 | .000 | 0 - 1 | .000 | 0 | 0.0 | 0 | 0.0 |
| 10 | Kennedy Kanter | 3 | 14 | 4.7 | 5 | 1.7 | 2 | 0.7 | 4 - 8 | .500 | 3 - 6 | .500 | 3 - 4 | .750 | 0 | 0.0 | 0 | 0.0 |
| 14 | Jenna Johnson | 3 | 32 | 10.7 | 9 | 3.0 | 1 | 0.3 | 10 - 30 | .333 | 6 - 21 | .286 | 6 - 9 | .667 | 3 | 1.0 | 0 | 0.0 |
| 4 | Kuyra Siegel | 1 | 0 | 0.0 | 0 | 0.0 | 0 | 0.0 | 0 - 2 | .000 | 0 - 1 | .000 | 0 - 0 | .000 | 1 | 1.0 | 0 | 0.0 |
| 20 | Bridget Crowley | 3 | 2 | 0.7 | 4 | 1.3 | 1 | 0.3 | 1 - 2 | .500 | 0 - 0 | .000 | 0 - 1 | .000 | 3 | 1.0 | 0 | 0.0 |
| 45 | Rebecca Eacker | 3 | 1 | 0.3 | 2 | 0.7 | 1 | 0.3 | 0 - 1 | .000 | 0 - 0 | .000 | 1 - 4 | .250 | 1 | 0.3 | 0 | 0.0 |
| 15 | Clare Converse | 2 | 2 | 1.0 | 7 | 3.5 | 0 | 0.0 | 1 - 6 | .167 | 0 - 2 | .000 | 0 - 0 | .000 | 0 | 0.0 | 0 | 0.0 |
| 34 | Molly Winters | 1 | 0 | 0.0 | 0 | 0.0 | 0 | 0.0 | 0 - 0 | .000 | 0 - 0 | .000 | 0 - 0 | .000 | 0 | 0.0 | 0 | 0.0 |
| Team Totals | | 3 | 95 | 31.7 | 74 | 24.7 | 17 | 5.7 | 30 - 99 | .303 | 13 - 52 | .250 | 22 - 44 | .500 | 20 | 6.7 | 5 | 1.7 |
| Opponent Totals | | 2 | 57 | 28.5 | 50 | 25.0 | 9 | 4.5 | 20 - 79 | .253 | 1 - 25 | .040 | 16 - 27 | .593 | 15 | 7.5 | 4 | 2.0 |



Back row (L-R): Sadie Wilson - Maddie Walter - Taylor Henley - Kayla Martin - Kaysie Malmin

Front row (L-R): Bridget Crowley - Jenna Johnson - Emily Lembke - Kennedy Kanter



Tricia Dean
Head Coach
Flathead High Bravettes



Assistant Coaches



Tryg Johnson
Varsity Assistant



Hope Hedges
JV



Chase Fairbank
Sophomore



Chase Grilley
Freshman



Bravettes girls basketball pictures courtesy of

Shelby Shively - (406) 241-3136

sshively@lifetouch.com



Flathead High - 53
Great Falls High - 40



Game - 1 12-07-18 Non-Conference at Flathead High

| | | | | | | | | |
|------------------|-----|-----|----|-----|----|-----|----|--------------------------------|
| Flathead High | --- | 14- | 9- | 14- | 16 | --- | 53 | Basketball Boxscore |
| Great Falls High | --- | 6- | 6- | 6- | 22 | --- | 40 | |

Great Falls High Bison (0-0, 0-1)

| Player | FG | 3PT | FT | Pts | Reb | Ast | Stl | Blk |
|-------------------|--------------|-------------|-------------|-----------|-----------|----------|-----------|----------|
| Jorgie Hawthorne | 5-16 | 3-7 | 2-5 | 15 | 14 | 2 | 3 | 1 |
| Ryen Palmer | 3-4 | 0-1 | 1-2 | 7 | --- | 1 | 1 | 1 |
| Hadlee Bleskin | 1-4 | 1-3 | 2-6 | 5 | 10 | 1 | 3 | --- |
| Gracie Lins | 1-4 | 0-2 | 2-7 | 4 | 2 | --- | 1 | --- |
| Erin Watt | 1-11 | 0-1 | 2-2 | 4 | 3 | --- | 1 | --- |
| Morgan Sunchild | 1-6 | 1-5 | --- | 3 | --- | 3 | 2 | --- |
| Crisha Polk | 1-3 | --- | 0-2 | 2 | --- | --- | --- | --- |
| Rian Habel | 0-1 | --- | --- | --- | 4 | 1 | 1 | --- |
| Taylor VanderMars | --- | --- | 0-2 | --- | 2 | --- | --- | --- |
| Kendal Burcham | --- | --- | --- | --- | --- | --- | --- | --- |
| Totals | 13-49 | 5-19 | 9-26 | 40 | 35 | 8 | 12 | 2 |

Flathead High Bravettes (0-0, 1-0)

| Player | FG | 3PT | FT | Pts | Reb | Ast | Stl | Blk |
|---------------|--------------|-------------|--------------|-----------|-----------|-----------|----------|----------|
| Jenna Johnson | 7-15 | 4-8 | 1-3 | 19 | 5 | --- | --- | --- |
| Taylor Henley | 5-15 | 0-1 | 2-7 | 12 | 14 | 2 | 1 | 5 |
| Emily Lembke | 2-4 | 0-1 | 2-2 | 6 | 3 | 3 | --- | --- |
| Maddie Walter | 2-8 | 0-3 | 2-2 | 6 | 7 | 3 | --- | --- |
| Kaysie Malmin | 1-3 | 1-3 | 1-2 | 4 | 3 | 1 | 1 | --- |
| Sadie Wilson | 1-3 | 0-1 | 1-2 | 3 | 2 | 4 | 3 | --- |
| Kayla Martin | 1-2 | --- | 1-2 | 3 | 3 | 1 | --- | 1 |
| Totals | 19-50 | 5-17 | 10-20 | 53 | 37 | 14 | 5 | 6 |



Columbia Falls - 36
Flathead High - 32



Game - 3 12-15-18 Non-Conference at Flathead High

| | | | | | | | | |
|---------------------|-----|----|-----|-----|---|-----|----|--------------------------------|
| Columbia Falls High | --- | 7- | 13- | 10- | 6 | --- | 36 | Basketball Boxscore |
| Flathead High | --- | 5- | 12- | 7- | 8 | --- | 32 | |

Columbia Falls High Wildkats (0-0, 5-0)

| Player | FG | 3PT | FT | Pts | Reb | Ast | Stl | Blk |
|-------------------|--------------|-------------|--------------|-----------|-----------|----------|----------|----------|
| Ryley Kehr | 6-20 | 2-6 | 0-1 | 14 | 7 | 2 | 2 | 2 |
| Josie Windauer | 2-9 | --- | 3-6 | 7 | 7 | --- | 1 | --- |
| Trista Cowen | 1-5 | 0-2 | 4-4 | 6 | 4 | 1 | --- | --- |
| Madysen Hoemer | 0-1 | --- | 4-7 | 4 | 9 | --- | 1 | --- |
| Savvy Ellis | 1-2 | 1-2 | --- | 3 | 3 | 1 | 1 | --- |
| Paige Burger | 1-3 | 0-1 | --- | 2 | 2 | --- | --- | --- |
| Lakia Hill | 0-2 | 0-1 | --- | --- | 4 | 4 | 2 | 1 |
| Hannah Schweikert | --- | --- | --- | --- | 1 | --- | --- | --- |
| Totals | 11-42 | 3-12 | 11-18 | 36 | 37 | 8 | 7 | 3 |

Flathead High Bravettes (0-0, 2-1)

| Player | FG | 3PT | FT | Pts | Reb | Ast | Stl | Blk |
|----------------|-------------|-------------|--------------|-----------|-----------|----------|----------|----------|
| Jenna Johnson | 4-18 | 2-11 | 1-2 | 11 | 5 | 1 | --- | --- |
| Taylor Henley | 1-13 | 0-2 | 8-8 | 10 | 15 | --- | 2 | 1 |
| Kayla Martin | 2-4 | --- | --- | 4 | 5 | 1 | --- | --- |
| Maddie Walter | 1-5 | 1-4 | --- | 3 | 1 | 1 | 1 | --- |
| Kennedy Kanter | 1-1 | 1-1 | --- | 3 | --- | --- | --- | --- |
| Emily Lembke | 0-2 | --- | 1-4 | 1 | 8 | 1 | 2 | --- |
| Sadie Wilson | 0-6 | 0-3 | --- | --- | 5 | 4 | 2 | --- |
| Kaysie Malmin | 0-1 | --- | --- | --- | --- | --- | 1 | --- |
| Totals | 9-50 | 4-21 | 10-14 | 32 | 39 | 8 | 8 | 1 |



Flathead High - 49
C. M. Russell - 40



Game - 2 12-08-18 Non-Conference at Flathead High

| | | | | | | | | |
|---------------|-----|-----|-----|-----|----|-----|----|--------------------------------|
| Flathead High | --- | 14- | 5- | 13- | 17 | --- | 49 | Basketball Boxscore |
| C. M. Russell | --- | 10- | 13- | 6- | 11 | --- | 40 | |

C. M. Russell Rustlers (0-0, 0-2)

| Player | FG | 3PT | FT | Pts | Reb | Ast | Stl | Blk |
|-----------------|--------------|-------------|--------------|-----------|-----------|----------|----------|----------|
| Allie Olsen | 5-11 | --- | 2-5 | 12 | 7 | --- | --- | 4 |
| Marley Calliham | 2-8 | 2-4 | 4-5 | 10 | 3 | --- | 2 | --- |
| Kiely Gunderson | 3-12 | 0-1 | 1-3 | 7 | 6 | 2 | 2 | --- |
| Alex Madsen | 2-7 | 2-3 | --- | 6 | 2 | 1 | --- | --- |
| Emily Funseth | 1-4 | 0-2 | 1-2 | 3 | 5 | 3 | 4 | --- |
| Lauren Lindseth | 0-3 | --- | 2-2 | 2 | 4 | 1 | --- | --- |
| Chloe Pace | 0-2 | 0-1 | --- | --- | --- | 1 | --- | --- |
| Payton Peterson | --- | --- | --- | --- | --- | 1 | --- | --- |
| JJ Slater | --- | --- | --- | --- | --- | --- | --- | --- |
| Totals | 13-47 | 4-11 | 10-17 | 40 | 27 | 9 | 8 | 4 |

Flathead High Bravettes (0-0, 2-0)

| Player | FG | 3PT | FT | Pts | Reb | Ast | Stl | Blk |
|----------------|--------------|-------------|-------------|-----------|-----------|-----------|----------|----------|
| Taylor Henley | 12-21 | 2-2 | 4-8 | 30 | 14 | 2 | 3 | 4 |
| Jenna Johnson | 4-17 | 2-12 | --- | 10 | 2 | 2 | --- | --- |
| Maddie Walter | 2-10 | 1-5 | 0-1 | 5 | 5 | 3 | 2 | --- |
| Kaysie Malmin | 1-3 | 0-1 | --- | 2 | 2 | 1 | 1 | --- |
| Rebecca Eacker | 1-1 | --- | --- | 2 | 2 | --- | --- | --- |
| Emily Lembke | 0-5 | --- | 0-2 | --- | 4 | --- | 1 | --- |
| Kayla Martin | --- | --- | --- | --- | 7 | 1 | --- | --- |
| Sadie Wilson | --- | --- | --- | --- | 4 | 4 | 2 | --- |
| Totals | 20-57 | 5-20 | 4-11 | 49 | 40 | 13 | 9 | 4 |



Butte High - 53
Flathead High - 29



Game - 4 12-21-18 Non-Conference at Butte Civic Center

| | | | | | | | | |
|---------------|-----|-----|-----|-----|----|-----|----|--------------------------------|
| Butte High | --- | 17- | 12- | 15- | 9 | --- | 53 | Basketball Boxscore |
| Flathead High | --- | 6- | 10- | 3- | 10 | --- | 29 | |

Flathead High Bravettes (0-0, 2-2)

| Player | FG | 3PT | FT | Pts | Reb | Ast | Stl | Blk |
|----------------|-------------|-------------|-------------|-----------|-----------|----------|----------|----------|
| Taylor Henley | 4-13 | 0-1 | 4-6 | 12 | 9 | --- | 1 | --- |
| Jenna Johnson | 2-8 | 2-4 | 1-2 | 7 | 4 | 1 | --- | --- |
| Sadie Wilson | 1-7 | 0-2 | 1-2 | 3 | 2 | 2 | 1 | --- |
| Maddie Walter | 1-6 | 0-3 | 1-4 | 3 | 1 | 1 | 1 | --- |
| Kennedy Kanter | 1-4 | 1-2 | --- | 3 | 1 | 1 | 1 | --- |
| Kaysie Malmin | --- | --- | 1-2 | 1 | 1 | --- | --- | --- |
| Emily Lembke | 0-5 | 0-1 | --- | --- | 6 | 2 | 2 | --- |
| Kayla Martin | --- | --- | 0-2 | --- | --- | --- | --- | --- |
| Totals | 9-43 | 3-13 | 8-18 | 29 | 24 | 7 | 6 | 0 |

Butte High Bulldogs (0-0, 2-2)

| Player | FG | 3PT | FT | Pts | Reb | Ast | Stl | Blk |
|--------------------|--------------|-------------|--------------|-----------|-----------|----------|-----------|----------|
| Ally Cleverly | 7-13 | 3-6 | 3-3 | 20 | 4 | 2 | 2 | --- |
| Brittney Tierney | 4-9 | 1-5 | 3-5 | 12 | 4 | 2 | 4 | --- |
| Aspen Lovshin | 1-6 | 1-5 | 7-8 | 10 | 1 | 4 | --- | --- |
| Kira Mortensen | 2-5 | --- | 0-1 | 4 | 8 | --- | 2 | 1 |
| Trisha Ericson | 2-3 | --- | --- | 4 | 3 | --- | 1 | --- |
| Makenna Carpenter | 1-3 | 0-2 | --- | 2 | 9 | --- | --- | --- |
| Haley Herron | 0-2 | 0-1 | 1-2 | 1 | 8 | 1 | 1 | 1 |
| MacKenzie Tutty | 0-1 | --- | --- | --- | --- | --- | --- | --- |
| Justise Birkenbuel | 0-2 | 0-2 | --- | --- | --- | --- | --- | --- |
| Grace McGrath | 0-1 | --- | --- | --- | --- | --- | --- | --- |
| McCauley McCarthy | --- | --- | --- | --- | --- | --- | --- | --- |
| Totals | 17-45 | 5-21 | 14-19 | 53 | 37 | 9 | 10 | 2 |

 **Flathead High - 39**  **Whitefish High - 21**

Game - 5 01-04-19 Non-Conference at Whitefish High

| | | | | | | | | |
|----------------|-----|------|------|-----|----|-------------------|--|--|
| Flathead High | --- | 6-13 | 11-9 | --- | 39 | Basketball | | |
| Whitefish High | --- | 7-7 | 0-7 | --- | 21 | Boxscore | | |

Flathead High Bravettes (0-0, 3-2)

| Player | FG | 3PT | FT | Pts | Reb | Ast | Stl | Blk |
|----------------|--------------|-------------|------------|-----------|-----------|----------|----------|----------|
| Jenna Johnson | 6-10 | 3-5 | 0-2 | 15 | 5 | --- | 2 | --- |
| Taylor Henley | 5-12 | 0-2 | 2-4 | 12 | 11 | 2 | 3 | 3 |
| Maddie Walter | 2-7 | 0-3 | --- | 4 | --- | --- | 1 | --- |
| Emily Lembke | 1-2 | --- | 1-2 | 3 | 6 | 1 | 1 | --- |
| Kennedy Kanter | 1-3 | 1-3 | --- | 3 | 2 | 1 | --- | 1 |
| Rebecca Eacker | 1-2 | --- | --- | 2 | 3 | --- | --- | --- |
| Kaysie Malmin | 0-2 | 0-1 | --- | --- | 2 | 1 | --- | --- |
| Sadie Wilson | 0-2 | --- | --- | --- | 3 | 3 | 2 | --- |
| Kayla Martin | --- | --- | --- | --- | --- | --- | --- | --- |
| Totals | 16-40 | 4-14 | 3-8 | 39 | 32 | 8 | 9 | 4 |

Whitefish High Bulldogs (1-2, 2-5)

| Player | FG | 3PT | FT | Pts | Reb | Ast | Stl | Blk |
|-----------------|-------------|------------|------------|-----------|-----------|----------|----------|----------|
| Claire Carlross | 2-6 | 1-2 | 2-4 | 7 | 4 | --- | --- | --- |
| Hope Brown | 2-5 | --- | 1-1 | 5 | 1 | 1 | 1 | --- |
| Payton Kastella | 1-6 | 1-2 | --- | 3 | 2 | --- | --- | --- |
| Marlee Bender | 1-7 | 0-1 | --- | 2 | 5 | 1 | 1 | --- |
| Kaiah Moore | 1-3 | --- | --- | 2 | --- | 1 | --- | 2 |
| Gracie Smyley | 1-6 | 0-2 | 0-2 | 2 | 4 | --- | --- | --- |
| Mikenna Ells | 0-1 | --- | --- | --- | 2 | 2 | --- | --- |
| Jasmine Matern | 0-3 | --- | --- | --- | 2 | 1 | 1 | --- |
| Jadi Walburn | 0-1 | --- | --- | --- | 3 | --- | --- | --- |
| Kit Anderson | --- | --- | --- | --- | --- | --- | --- | --- |
| Totals | 8-38 | 2-7 | 3-7 | 21 | 23 | 6 | 3 | 2 |

 **Flathead High - 47**  **Missoula Big Sky - 44**

Game - 7 01-10-19 Conference at Missoula Big Sky

| | | | | | | | | |
|------------------|-----|------|-------|-----|----|-------------------|--|--|
| Flathead High | --- | 14-9 | 11-13 | --- | 47 | Basketball | | |
| Missoula Big Sky | --- | 3-11 | 10-20 | --- | 44 | Boxscore | | |

Flathead High Bravettes (1-0, 5-2)

| Player | FG | 3PT | FT | Pts | Reb | Ast | Stl | Blk |
|----------------|--------------|-------------|-------------|-----------|-----------|-----------|----------|----------|
| Jenna Johnson | 4-10 | 3-7 | 3-6 | 14 | 4 | 1 | --- | --- |
| Taylor Henley | 6-13 | 0-4 | 1-4 | 13 | 7 | 1 | 2 | 2 |
| Emily Lembke | 1-3 | --- | 3-7 | 5 | 9 | 3 | 2 | --- |
| Kayla Martin | 2-2 | --- | --- | 4 | 2 | 1 | 1 | 1 |
| Maddie Walter | 1-8 | 1-4 | --- | 3 | 5 | 3 | --- | --- |
| Sadie Wilson | 1-4 | --- | 0-2 | 2 | 3 | 3 | 1 | --- |
| Kennedy Kanter | 1-3 | --- | 0-2 | 2 | 1 | 1 | --- | --- |
| Kaysie Malmin | 1-1 | --- | 0-1 | 2 | --- | --- | --- | --- |
| Rebecca Eacker | --- | --- | 2-2 | 2 | 2 | --- | --- | --- |
| Totals | 17-44 | 4-15 | 9-24 | 47 | 33 | 13 | 6 | 3 |

Missoula Big Sky Eagles (0-2, 1-7)

| Player | FG | 3PT | FT | Pts | Reb | Ast | Stl | Blk |
|------------------|--------------|-------------|-------------|-----------|-----------|----------|----------|----------|
| EllyTope | 3-3 | --- | 2-2 | 8 | 2 | 2 | 2 | 2 |
| Chasity Foote | 3-8 | 2-5 | --- | 8 | 1 | --- | 1 | --- |
| Mia Sandau | 3-5 | 1-1 | 0-3 | 7 | 1 | --- | --- | --- |
| Corbyn Sandau | 2-8 | 0-3 | 3-4 | 7 | 5 | --- | 1 | --- |
| Lynell Shepherd | 2-4 | 2-4 | --- | 6 | --- | 2 | 1 | --- |
| Avari Batt | 1-8 | 1-3 | 1-3 | 4 | 5 | 2 | 1 | --- |
| TiLynn McGreevey | 1-4 | --- | --- | 2 | 2 | --- | 1 | --- |
| Demi Smith | 0-3 | --- | 2-3 | 2 | 1 | --- | --- | --- |
| Totals | 15-43 | 6-16 | 8-15 | 44 | 17 | 6 | 7 | 2 |

 **Flathead High - 49**  **Post Falls High - 47**

Game - 6 01-05-19 Non-Conference at Flathead High


| | | | | | | | | |
|-----------------|-----|------|-------|-----|----|-------------------|--|--|
| Flathead High | --- | 17-6 | 14-12 | --- | 49 | Basketball | | |
| Post Falls High | --- | 7-14 | 13-13 | --- | 47 | Boxscore | | |

Post Falls High Trojans - Idaho (0-1, 4-12)

| Player | FG | 3PT | FT | Pts | Reb | Ast | Stl | Blk |
|--------------------|--------------|-------------|-------------|------------|-----------|-----------|----------|----------|
| Dylan Lovett | 8-- | 2-- | 1-4 | 19 | --- | --- | --- | --- |
| Jayda Johnson | 5-- | 1-- | 1-2 | 12 | --- | --- | --- | --- |
| Ali Carpenter | 2-- | --- | 2-4 | 6 | --- | --- | --- | --- |
| Bubba Gleaves | 2-- | --- | 1-2 | 5 | --- | --- | --- | --- |
| Sandy Faulkner | 2-- | --- | --- | 4 | --- | --- | --- | --- |
| Kennedy LaFontaine | --- | --- | 1-2 | 1 | --- | --- | --- | --- |
| Maya Blake | --- | --- | --- | --- | --- | --- | --- | --- |
| Jenna Gardiner | --- | --- | --- | --- | --- | --- | --- | --- |
| Laney Smith | --- | --- | --- | --- | --- | --- | --- | --- |
| Katie Fleming | --- | --- | --- | --- | --- | --- | --- | --- |
| Team | --48 | --11 | --- | --- | 28 | 10 | 6 | 2 |
| Totals | 19-48 | 3-11 | 6-14 | 47 | 28 | 10 | 6 | 2 |

Flathead High Bravettes (0-0, 4-2)

| Player | FG | 3PT | FT | Pts | Reb | Ast | Stl | Blk |
|----------------|--------------|-------------|--------------|-----------|-----------|-----------|----------|----------|
| Taylor Henley | 9-18 | --- | 5-10 | 23 | 9 | 1 | 1 | 1 |
| Jenna Johnson | 7-14 | 3-9 | 1-4 | 18 | 3 | 1 | 1 | 1 |
| Maddie Walter | 1-6 | 0-1 | 2-4 | 4 | 2 | 2 | --- | --- |
| Sadie Wilson | 0-1 | --- | 3-6 | 3 | 3 | 5 | 1 | --- |
| Kennedy Kanter | 0-1 | 0-1 | 1-2 | 1 | 2 | --- | 1 | --- |
| Kaysie Malmin | 0-1 | --- | 0-2 | --- | 1 | 1 | --- | --- |
| Emily Lembke | 0-2 | --- | --- | --- | 6 | 1 | --- | --- |
| Rebecca Eacker | --- | --- | --- | --- | 2 | --- | --- | --- |
| Kayla Martin | --- | --- | --- | --- | --- | --- | --- | --- |
| Totals | 17-43 | 3-11 | 12-28 | 49 | 28 | 11 | 4 | 2 |

 **Glacier High - 32**  **Flathead High - 24**

Game - 8 01-11-19 Conference at Glacier High


| | | | | | | | | |
|---------------|-----|-----|------|-----|----|-------------------|--|--|
| Glacier High | --- | 8-4 | 12-8 | --- | 32 | Basketball | | |
| Flathead High | --- | 6-5 | 6-7 | --- | 24 | Boxscore | | |

Flathead High Bravettes (1-1, 5-3)

| Player | FG | 3PT | FT | Pts | Reb | Ast | Stl | Blk |
|----------------|--------------|-------------|------------|-----------|-----------|----------|----------|----------|
| Maddie Walter | 5-10 | 2-7 | --- | 12 | 6 | 1 | 1 | --- |
| Taylor Henley | 2-9 | 0-1 | 1-2 | 5 | 9 | 2 | 2 | --- |
| Sadie Wilson | 2-2 | --- | --- | 4 | 4 | 2 | 1 | --- |
| Jenna Johnson | 1-7 | 0-5 | 1-2 | 3 | 2 | --- | --- | --- |
| Kaysie Malmin | 0-2 | 0-2 | 0-2 | --- | 2 | 1 | 1 | --- |
| Kennedy Kanter | 0-1 | 0-1 | --- | --- | --- | --- | --- | --- |
| Emily Lembke | 0-1 | --- | --- | --- | 1 | 1 | --- | --- |
| Kayla Martin | --- | --- | --- | --- | --- | --- | --- | --- |
| Rebecca Eacker | --- | --- | --- | --- | --- | --- | --- | --- |
| Totals | 10-32 | 2-16 | 2-6 | 24 | 24 | 7 | 5 | 0 |

Glacier High Wolfpack (2-0, 5-2)

| Player | FG | 3PT | FT | Pts | Reb | Ast | Stl | Blk |
|-------------------|--------------|------------|--------------|-----------|-----------|----------|----------|----------|
| Aubrie Rademacher | 5-11 | --- | 2-5 | 12 | 6 | 1 | 3 | 2 |
| Ellie Keller | 0-7 | 0-1 | 6-6 | 6 | 1 | 1 | 1 | --- |
| Raley Shirey | 3-5 | --- | --- | 6 | 6 | --- | 3 | --- |
| Kali Gulick | 2-12 | 0-5 | --- | 4 | 6 | 2 | --- | 1 |
| Kenzie Williams | 1-1 | --- | 0-2 | 2 | 1 | 1 | 1 | --- |
| Abi Manger | 0-2 | 0-2 | 2-2 | 2 | 1 | 1 | --- | --- |
| Kaileigh Crawford | 0-2 | --- | --- | --- | 2 | 1 | 1 | --- |
| Emma Anderson | --- | --- | --- | --- | 1 | --- | --- | --- |
| Totals | 11-40 | 0-8 | 10-15 | 32 | 24 | 7 | 9 | 3 |



Helena High - 49
Flathead High - 32



Game - 9 01-25-19 Conference at Flathead High

| | | | | | |
|---------------|-----|---------------|-----|----|--------------------------------|
| Helena High | --- | 10- 8- 14- 17 | --- | 49 | Basketball Boxscore |
| Flathead High | --- | 12- 6- 7- 7 | --- | 32 | |

Helena High Bengals (4-0, 10-0)

| Player | FG | 3PT | FT | Pts | Reb | Ast | Stl | Blk |
|------------------|--------------|-------------|-------------|-----------|-----------|----------|----------|----------|
| Paige Aasved | 6-12 | 3-9 | 1-2 | 16 | 1 | --- | 3 | --- |
| Jamie Pickens | 5-8 | 1-2 | 3-4 | 14 | 16 | 2 | 3 | 2 |
| Vanessa Walsh | 2-7 | 0-2 | 4-5 | 8 | 2 | 1 | 1 | --- |
| Emily Feller | 3-5 | 0-1 | 1-2 | 7 | 4 | 4 | 1 | --- |
| Payton Aasved | 2-5 | 0-2 | --- | 4 | 1 | 1 | --- | --- |
| Riley Thennis | 0-5 | 0-2 | --- | --- | 2 | --- | --- | --- |
| Abby Marcille | 0-2 | --- | --- | --- | 1 | --- | --- | --- |
| Caroline Bullock | 0-1 | --- | --- | --- | 3 | --- | --- | --- |
| McKenzie Plummer | --- | --- | --- | --- | --- | --- | --- | --- |
| Totals | 18-45 | 4-18 | 9-13 | 49 | 30 | 8 | 8 | 2 |

Flathead High Bravettes (1-2, 5-4)

| Player | FG | 3PT | FT | Pts | Reb | Ast | Stl | Blk |
|-----------------|--------------|-------------|-------------|-----------|-----------|----------|----------|----------|
| Taylor Henley | 4-9 | 0-1 | 5-9 | 13 | 8 | 2 | 1 | 1 |
| Maddie Walter | 2-6 | 2-5 | --- | 6 | 2 | --- | --- | --- |
| Jenna Johnson | 2-13 | 2-10 | --- | 6 | 2 | 2 | 1 | --- |
| Kaysie Malmin | 1-3 | 1-1 | 1-2 | 4 | 3 | --- | --- | --- |
| Kayla Martin | 1-1 | --- | --- | 2 | 2 | --- | --- | --- |
| Sadie Wilson | 0-7 | 0-3 | 1-3 | 1 | 2 | 1 | --- | --- |
| Kennedy Kanter | --- | --- | 0-2 | --- | 1 | 1 | --- | --- |
| Bridget Crowley | --- | --- | --- | --- | 5 | 2 | 1 | --- |
| Emily Lembke | --- | --- | --- | --- | 3 | 1 | --- | --- |
| Rebecca Eacker | --- | --- | --- | --- | --- | --- | --- | --- |
| Totals | 10-39 | 5-20 | 7-16 | 32 | 28 | 9 | 3 | 1 |



Missoula Hellgate - 58
Flathead High - 30



Game - 11 01-31-19 Conference at Flathead High


| | | | | | |
|-------------------|-----|----------------|-----|----|--------------------------------|
| Missoula Hellgate | --- | 13- 14- 21- 10 | --- | 58 | Basketball Boxscore |
| Flathead High | --- | 8- 3- 10- 9 | --- | 30 | |

Missoula Hellgate Knights (3-2, 7-4)


| Player | FG | 3PT | FT | Pts | Reb | Ast | Stl | Blk |
|------------------|--------------|-------------|------------|-----------|-----------|-----------|-----------|----------|
| Bailee Saylor | 6-9 | 2-4 | 0-1 | 14 | 3 | 2 | 2 | 1 |
| Addy Heaphy | 4-5 | 3-3 | 2-2 | 13 | 3 | 3 | --- | --- |
| Kylie Lunday | 5-12 | --- | 1-2 | 11 | 5 | 1 | 2 | --- |
| Emma Blakely | 2-6 | 0-2 | 1-3 | 5 | 2 | 3 | --- | --- |
| Peyton Arledge | 2-3 | 1-2 | 0-1 | 5 | 1 | --- | 1 | --- |
| Lauren Dick | 2-3 | --- | --- | 4 | 3 | 1 | 1 | --- |
| Kinsey Henthorn | 1-2 | 0-1 | --- | 2 | --- | --- | --- | --- |
| Perry Paffhausen | 1-4 | --- | --- | 2 | 2 | 3 | 2 | 1 |
| Keke Davis | 1-2 | --- | --- | 2 | --- | --- | 1 | --- |
| Izzy Hage | --- | --- | --- | --- | --- | 1 | 1 | --- |
| Totals | 24-46 | 6-12 | 4-9 | 58 | 19 | 14 | 10 | 2 |

Flathead High Bravettes (1-4, 5-6)

| Player | FG | 3PT | FT | Pts | Reb | Ast | Stl | Blk |
|-----------------|--------------|-------------|------------|-----------|-----------|-----------|----------|----------|
| Jenna Johnson | 5-17 | 4-12 | 2-2 | 16 | 3 | 3 | 1 | --- |
| Maddie Walter | 2-6 | 1-4 | --- | 5 | --- | 1 | --- | --- |
| Taylor Henley | 2-5 | --- | --- | 4 | 3 | 1 | --- | --- |
| Sadie Wilson | 1-1 | 1-1 | --- | 3 | 1 | 1 | --- | --- |
| Emily Lembke | 1-2 | --- | --- | 2 | 4 | 2 | 2 | --- |
| Rebecca Eacker | 0-1 | --- | --- | --- | 2 | --- | 1 | --- |
| Bridget Crowley | --- | --- | --- | --- | 3 | 1 | 1 | --- |
| Kaysie Malmin | --- | --- | --- | --- | 1 | 1 | 2 | --- |
| Kayla Martin | --- | --- | --- | --- | --- | --- | --- | --- |
| Kennedy Kanter | --- | --- | --- | --- | --- | --- | --- | --- |
| Totals | 11-32 | 6-17 | 2-2 | 30 | 17 | 10 | 7 | 0 |



Capital High - 62
Flathead High - 36



Game - 10 01-26-19 Conference at Flathead High


| | | | | | |
|---------------|-----|----------------|-----|----|--------------------------------|
| Capital High | --- | 18- 12- 18- 14 | --- | 62 | Basketball Boxscore |
| Flathead High | --- | 13- 8- 3- 12 | --- | 36 | |

Capital High Bruins (4-1, 10-1)


| Player | FG | 3PT | FT | Pts | Reb | Ast | Stl | Blk |
|-------------------|--------------|-------------|--------------|-----------|-----------|-----------|-----------|----------|
| Dani Bartsch | 7-12 | --- | --- | 14 | 17 | 4 | 2 | --- |
| Sydney Sheridan | 5-13 | 1-4 | 1-3 | 12 | 2 | 3 | 2 | --- |
| Paige Bartsch | 2-6 | --- | 7-8 | 11 | 8 | 1 | 1 | 2 |
| Emily Kidder | 4-5 | 1-1 | 2-2 | 11 | 3 | 2 | 3 | --- |
| Mashayla O'Malley | 0-2 | --- | 3-4 | 3 | 2 | 1 | 1 | --- |
| Mara McGinley | 1-3 | 1-3 | --- | 3 | --- | --- | --- | --- |
| Cassie Brisko | 1-4 | --- | --- | 2 | 1 | --- | --- | --- |
| Megan Lindbo | 1-7 | 0-2 | --- | 2 | 5 | --- | 1 | --- |
| Jaymee Sheridan | 1-1 | --- | --- | 2 | --- | --- | --- | --- |
| Nicole Ames | --- | --- | 2-2 | 2 | 4 | 2 | 1 | --- |
| Aryanna Ridlon | --- | --- | --- | --- | 1 | 1 | --- | --- |
| Audrey Hofer | --- | --- | --- | --- | 1 | --- | --- | --- |
| McKinlee Mihelish | 0-1 | --- | --- | --- | --- | --- | --- | --- |
| Totals | 22-54 | 3-10 | 15-19 | 62 | 44 | 14 | 11 | 2 |

Flathead High Bravettes (1-3, 5-5)

| Player | FG | 3PT | FT | Pts | Reb | Ast | Stl | Blk |
|----------------|--------------|-------------|------------|-----------|-----------|-----------|----------|----------|
| Maddie Walter | 5-12 | 5-7 | --- | 15 | 2 | 1 | --- | --- |
| Jenna Johnson | 3-15 | 3-11 | 1-1 | 10 | 2 | --- | --- | --- |
| Taylor Henley | 2-11 | 0-1 | 3-6 | 7 | 6 | 3 | 4 | 1 |
| Sadie Wilson | 1-6 | 0-3 | --- | 2 | 3 | 4 | --- | --- |
| Rebecca Eacker | 1-1 | --- | --- | 2 | --- | --- | 1 | --- |
| Kennedy Kanter | 0-1 | 0-1 | --- | --- | 1 | --- | --- | --- |
| Kaysie Malmin | 0-1 | --- | --- | --- | --- | 3 | --- | --- |
| Emily Lembke | --- | --- | --- | --- | 4 | --- | --- | --- |
| Kayla Martin | --- | --- | --- | --- | 2 | --- | --- | --- |
| Totals | 12-47 | 8-23 | 4-7 | 36 | 20 | 11 | 5 | 1 |



Missoula Sentinel - 42
Flathead High - 30



Game - 12 02-02-19 Conference at Missoula Sentinel

| | | | | | |
|-------------------|-----|--------------|-----|----|--------------------------------|
| Missoula Sentinel | --- | 15- 3- 9- 15 | --- | 42 | Basketball Boxscore |
| Flathead High | --- | 4- 5- 13- 8 | --- | 30 | |

Flathead High Bravettes (1-5, 7-7)

| Player | FG | 3PT | FT | Pts | Reb | Ast | Stl | Blk |
|-----------------|--------------|-------------|-------------|-----------|-----------|-----------|----------|----------|
| Jenna Johnson | 5-21 | 3-10 | 3-3 | 16 | 2 | 2 | 1 | --- |
| Taylor Henley | 5-8 | --- | 2-5 | 12 | 7 | 2 | 3 | --- |
| Bridget Crowley | 1-1 | --- | 0-2 | 2 | 2 | --- | --- | --- |
| Emily Lembke | 0-2 | --- | --- | --- | 2 | --- | --- | --- |
| Sadie Wilson | 0-2 | --- | --- | --- | 2 | 2 | 1 | --- |
| Maddie Walter | 0-5 | 0-3 | --- | --- | 2 | 1 | 1 | --- |
| Kaysie Malmin | 0-1 | 0-1 | --- | --- | 1 | 4 | 2 | --- |
| Kayla Martin | 0-1 | --- | --- | --- | 1 | --- | --- | --- |
| Rebecca Eacker | 0-1 | --- | --- | --- | 2 | --- | 1 | --- |
| Totals | 11-42 | 3-14 | 5-10 | 30 | 21 | 11 | 9 | 0 |

Missoula Sentinel Spartans (2-4, 6-6)

| Player | FG | 3PT | FT | Pts | Reb | Ast | Stl | Blk |
|-------------------|--------------|------------|--------------|-----------|-----------|-----------|----------|----------|
| Lexi Deden | 5-9 | 0-1 | 5-8 | 15 | 4 | 5 | 2 | 4 |
| Kodi Fraser | 1-3 | --- | 7-10 | 9 | 2 | --- | 1 | --- |
| Challis Westwater | 3-5 | --- | 2-3 | 8 | 4 | 4 | --- | --- |
| Jayden Salisbury | 1-3 | 1-1 | 1-3 | 4 | 3 | --- | 1 | --- |
| Ashley McElmurry | 1-4 | --- | 1-3 | 3 | 2 | 1 | 1 | 1 |
| Brooke Stayner | 1-1 | --- | 1-2 | 3 | 2 | --- | --- | --- |
| Sandee Sepulveda | 0-1 | 0-1 | --- | --- | 3 | --- | 1 | --- |
| Maggie Weida | --- | --- | --- | --- | 1 | --- | --- | --- |
| Totals | 12-26 | 1-3 | 17-29 | 42 | 21 | 10 | 6 | 5 |



Glacier High - 44
Flathead High - 30



Game - 13 02-05-19 Conference at Flathead High

| | | | | | |
|---------------|-----|------------------|-----|----|--------------------------------|
| Glacier High | --- | 11 - 10 - 9 - 14 | --- | 44 | Basketball Boxscore |
| Flathead High | --- | 8 - 4 - 10 - 8 | --- | 30 | |

Glacier High Wolfpack (4-3 , 8-5)

| Player | FG | 3PT | FT | Pts | Reb | Ast | Stl | Blk |
|-------------------|----------------|--------------|---------------|-----------|-----------|----------|----------|----------|
| Ellie Keller | 6 - 13 | 0 - 3 | 4 - 6 | 16 | 7 | 4 | 2 | --- |
| Kali Gulick | 6 - 9 | 1 - 2 | 1 - 3 | 14 | 3 | 1 | 1 | 1 |
| Raley Shirey | 4 - 7 | --- | --- | 8 | 7 | --- | 2 | 1 |
| Kaileigh Crawford | 2 - 3 | 1 - 2 | 0 - 1 | 5 | 3 | 2 | --- | --- |
| Aubrie Rademacher | 0 - 3 | 0 - 1 | 1 - 2 | 1 | 3 | 1 | 1 | --- |
| Abi Manger | --- | --- | --- | --- | 1 | 1 | 1 | --- |
| Emma Anderson | --- | --- | --- | --- | 1 | --- | --- | 1 |
| Kenzie Williams | --- | --- | --- | --- | 1 | --- | --- | --- |
| Kaylee Fritz | --- | --- | --- | --- | --- | --- | --- | --- |
| Linsey Waugh | --- | --- | --- | --- | --- | --- | --- | --- |
| Aubry Grame | --- | --- | --- | --- | --- | --- | --- | --- |
| Allee Meyer | --- | --- | --- | --- | --- | --- | --- | --- |
| Totals | 18 - 35 | 2 - 8 | 6 - 12 | 44 | 25 | 9 | 7 | 3 |

Flathead High Bravettes (1-6 , 5-8)

| Player | FG | 3PT | FT | Pts | Reb | Ast | Stl | Blk |
|-----------------|----------------|---------------|---------------|-----------|-----------|----------|----------|----------|
| Taylor Henley | 4 - 12 | --- | 4 - 8 | 12 | 8 | 1 | 2 | 1 |
| Jenna Johnson | 3 - 8 | 3 - 5 | --- | 9 | 1 | 2 | --- | --- |
| Maddie Walter | 2 - 8 | 2 - 7 | --- | 6 | 2 | 2 | 1 | --- |
| Kaysie Malmin | 1 - 2 | --- | --- | 2 | --- | 2 | --- | --- |
| Bridget Crowley | 0 - 1 | --- | 1 - 2 | 1 | 3 | --- | --- | --- |
| Sadie Wilson | 0 - 2 | --- | --- | --- | 3 | 1 | 1 | --- |
| Rebecca Eacker | --- | --- | --- | --- | 3 | --- | --- | --- |
| Clare Converse | 0 - 1 | --- | --- | --- | 1 | --- | --- | --- |
| Totals | 10 - 34 | 5 - 12 | 5 - 10 | 30 | 21 | 8 | 4 | 1 |



Capital High - 56
Flathead High - 30



Game - 15 02-15-19 Conference at Capital High

| | | | | | |
|---------------|-----|-------------------|-----|----|--------------------------------|
| Capital High | --- | 11 - 16 - 11 - 18 | --- | 56 | Basketball Boxscore |
| Flathead High | --- | 4 - 2 - 14 - 10 | --- | 30 | |

Flathead High Bravettes (2-7 , 6-9)

| Player | FG | 3PT | FT | Pts | Reb | Ast | Stl | Blk |
|----------------|----------------|---------------|---------------|-----------|-----------|----------|----------|----------|
| Taylor Henley | 5 - 15 | 0 - 2 | 1 - 6 | 11 | 7 | 2 | --- | 1 |
| Maddie Walter | 2 - 5 | 2 - 3 | 0 - 1 | 6 | 2 | 1 | --- | --- |
| Jenna Johnson | 2 - 5 | 1 - 3 | 0 - 2 | 5 | 3 | --- | --- | --- |
| Clare Converse | 1 - 5 | 1 - 4 | 1 - 3 | 4 | 2 | --- | --- | --- |
| Emily Lembke | 2 - 2 | --- | 0 - 1 | 4 | 3 | 1 | --- | --- |
| Kaysie Malmin | --- | --- | --- | --- | 1 | 4 | --- | --- |
| Rebecca Eacker | 0 - 2 | --- | --- | --- | 3 | --- | --- | --- |
| Sadie Wilson | 0 - 2 | --- | --- | --- | --- | --- | --- | --- |
| Totals | 12 - 36 | 4 - 12 | 2 - 13 | 30 | 21 | 8 | 0 | 1 |

Capital High Bruins (8-1 , 14-1)

| Player | FG | 3PT | FT | Pts | Reb | Ast | Stl | Blk |
|-------------------|----------------|---------------|---------------|-----------|-----------|-----------|-----------|----------|
| Emily Kidder | 5 - 8 | 1 - 1 | 3 - 4 | 14 | 8 | 1 | --- | --- |
| Sydney Sheridan | 4 - 12 | 3 - 5 | 2 - 2 | 13 | 3 | 5 | 1 | --- |
| Dani Bartsch | 4 - 11 | 0 - 1 | 2 - 2 | 10 | 8 | 2 | 4 | --- |
| Megan Lindbo | 2 - 7 | 0 - 2 | 1 - 1 | 5 | 4 | 2 | --- | --- |
| Paige Bartsch | 2 - 4 | --- | 0 - 3 | 4 | 9 | --- | 2 | 2 |
| Nicole Ames | 2 - 4 | --- | 0 - 2 | 4 | 2 | --- | --- | --- |
| Cassie Brisko | 1 - 2 | --- | --- | 2 | 2 | 2 | 1 | --- |
| Mashayla O'Malley | 1 - 1 | --- | 0 - 1 | 2 | 1 | --- | 1 | --- |
| Jaymee Sheridan | 1 - 1 | --- | --- | 2 | --- | 2 | --- | --- |
| Mara McGinley | 0 - 1 | 0 - 1 | --- | --- | 3 | --- | 1 | --- |
| McKinlee Mihelish | 0 - 1 | --- | --- | --- | --- | --- | --- | --- |
| Aryanna Ridlon | --- | --- | --- | --- | 1 | --- | --- | --- |
| Audrey Hofer | --- | --- | --- | --- | --- | --- | 1 | --- |
| Totals | 22 - 52 | 4 - 10 | 8 - 15 | 56 | 41 | 14 | 11 | 2 |



Flathead High - 52
Missoula Big Sky - 35



Game - 14 02-07-19 Conference at Flathead High

| | | | | | |
|------------------|-----|-------------------|-----|----|--------------------------------|
| Flathead High | --- | 12 - 15 - 13 - 12 | --- | 52 | Basketball Boxscore |
| Missoula Big Sky | --- | 11 - 12 - 4 - 8 | --- | 35 | |

Missoula Big Sky Eagles (0-7 , 1-12)

| Player | FG | 3PT | FT | Pts | Reb | Ast | Stl | Blk |
|------------------|----------------|---------------|----------------|-----------|-----------|----------|----------|----------|
| Avari Batt | 4 - 8 | 2 - 5 | 4 - 4 | 14 | 6 | 1 | --- | --- |
| Corbyn Sandau | 2 - 3 | 1 - 2 | 1 - 2 | 6 | 1 | 2 | --- | --- |
| Chasity Foote | 2 - 7 | 2 - 7 | --- | 6 | 1 | --- | --- | --- |
| ElyTope | 1 - 3 | --- | 3 - 4 | 5 | --- | --- | --- | 2 |
| Demi Smith | 1 - 5 | --- | 2 - 5 | 4 | 3 | 1 | 1 | --- |
| TiLynn McGreevey | 0 - 1 | --- | --- | --- | 6 | 1 | --- | --- |
| Lynell Shepherd | 0 - 1 | 0 - 1 | --- | --- | 1 | 1 | 1 | --- |
| Mia Sandau | 0 - 8 | 0 - 4 | --- | --- | 2 | 2 | 1 | --- |
| Raegan Shoupe | --- | --- | --- | --- | --- | --- | --- | --- |
| Totals | 10 - 36 | 5 - 19 | 10 - 15 | 35 | 20 | 8 | 3 | 2 |

Flathead High Bravettes (2-6 , 6-8)

| Player | FG | 3PT | FT | Pts | Reb | Ast | Stl | Blk |
|-----------------|----------------|--------------|---------------|-----------|-----------|-----------|-----------|----------|
| Taylor Henley | 9 - 16 | --- | 3 - 3 | 21 | 11 | 3 | 3 | --- |
| Jenna Johnson | 4 - 8 | 2 - 3 | 4 - 6 | 14 | 7 | 3 | 3 | --- |
| Rebecca Eacker | 6 - 9 | --- | 0 - 2 | 12 | 4 | --- | --- | --- |
| Maddie Walter | 1 - 6 | 0 - 3 | 1 - 3 | 3 | --- | 3 | --- | --- |
| Clare Converse | 1 - 3 | 0 - 1 | --- | 2 | --- | 1 | --- | --- |
| Sadie Wilson | 0 - 1 | --- | --- | --- | 3 | 4 | 1 | --- |
| Bridget Crowley | 0 - 2 | --- | --- | --- | 3 | 1 | 1 | --- |
| Kaysie Malmin | --- | --- | --- | --- | --- | 1 | 2 | --- |
| Kennedy Kanter | --- | --- | --- | --- | --- | --- | --- | --- |
| Totals | 21 - 45 | 2 - 7 | 8 - 14 | 52 | 28 | 16 | 10 | 0 |



Helena High - 53
Flathead High - 37



Game - 16 02-16-19 Conference at Helena High

| | | | | | |
|---------------|-----|------------------|-----|----|--------------------------------|
| Helena High | --- | 16 - 16 - 14 - 7 | --- | 53 | Basketball Boxscore |
| Flathead High | --- | 9 - 6 - 15 - 7 | --- | 37 | |

Flathead High Bravettes (2-8 , 6-10)

| Player | FG | 3PT | FT | Pts | Reb | Ast | Stl | Blk |
|-----------------|----------------|--------------|---------------|-----------|-----------|----------|----------|----------|
| Taylor Henley | 4 - 10 | 0 - 1 | 4 - 6 | 12 | 5 | 1 | 2 | 2 |
| Jenna Johnson | 4 - 13 | 3 - 6 | 0 - 2 | 11 | 2 | 1 | 3 | --- |
| Sadie Wilson | 2 - 2 | --- | 1 - 1 | 5 | 3 | 2 | 2 | --- |
| Rebecca Eacker | 1 - 2 | --- | 1 - 1 | 3 | 3 | --- | --- | --- |
| Maddie Walter | 1 - 4 | 0 - 1 | --- | 2 | 3 | 1 | --- | --- |
| Bridget Crowley | 1 - 1 | --- | --- | 2 | --- | --- | --- | --- |
| Kayla Martin | 1 - 1 | --- | --- | 2 | 1 | --- | --- | --- |
| Emily Lembke | --- | --- | --- | --- | 2 | 2 | 1 | --- |
| Kennedy Kanter | 0 - 1 | 0 - 1 | --- | --- | --- | 1 | --- | --- |
| Clare Converse | 0 - 1 | --- | --- | --- | 2 | --- | --- | --- |
| Kaysie Malmin | --- | --- | --- | --- | --- | 1 | --- | --- |
| Totals | 14 - 35 | 3 - 9 | 6 - 10 | 37 | 21 | 9 | 8 | 2 |

Helena High Bengals (0-0 , 0-0)

| Player | FG | 3PT | FT | Pts | Reb | Ast | Stl | Blk |
|-------------------|----------------|---------------|--------------|-----------|-----------|-----------|-----------|----------|
| Jamie Pickens | 6 - 11 | 2 - 4 | 1 - 3 | 15 | 14 | 4 | 5 | 3 |
| Payton Aasved | 6 - 12 | 0 - 4 | --- | 12 | 1 | 2 | 2 | --- |
| Paige Aasved | 3 - 10 | 3 - 7 | 2 - 4 | 11 | 2 | 2 | 1 | --- |
| Emily Feller | 2 - 5 | --- | --- | 4 | 1 | 1 | 1 | --- |
| McKenzie Plummer | 2 - 2 | --- | --- | 4 | 1 | --- | 1 | --- |
| Vanessa Walsh | 1 - 4 | 1 - 2 | --- | 3 | 3 | 4 | --- | --- |
| Riley Thennis | 1 - 2 | --- | --- | 2 | 1 | --- | --- | --- |
| Abby Marcille | 1 - 2 | --- | --- | 2 | 1 | 3 | 2 | --- |
| Tatum McNamara | 0 - 1 | 0 - 1 | --- | --- | 1 | --- | --- | --- |
| Elizabeth Heuiser | 0 - 1 | --- | --- | --- | --- | --- | --- | --- |
| Caroline Bullock | --- | --- | --- | --- | --- | --- | --- | --- |
| Totals | 22 - 50 | 6 - 18 | 3 - 7 | 53 | 25 | 16 | 12 | 3 |

 **Missoula Sentinel - 46**
Flathead High - 29 

Game - 17 02-21-19 Conference at Flathead High

| | | | | | | | | | |
|-------------------|-----|-------|-----|-----|----|-------------------|--|--|--|
| Missoula Sentinel | --- | 10-20 | 9-7 | --- | 46 | Basketball | | | |
| Flathead High | --- | 3-10 | 8-8 | --- | 29 | Boxscore | | | |

Missoula Sentinel Spartans (4-7, 8-9)

| Player | FG | 3PT | FT | Pts | Reb | Ast | Stl | Blk |
|-------------------|--------------|-------------|------------|-----------|-----------|-----------|-----------|----------|
| Lexi Deden | 5-10 | 2-3 | --- | 12 | 5 | 3 | 2 | 1 |
| Challis Westwater | 5-6 | --- | 0-1 | 10 | 8 | 4 | --- | --- |
| Sandee Sepulveda | 2-4 | 2-4 | --- | 6 | 2 | 1 | --- | --- |
| Brooke Stayner | 2-5 | --- | 1-2 | 5 | 3 | 1 | 4 | --- |
| Sheridan Schweyen | 1-2 | --- | 2-2 | 4 | 2 | 1 | 1 | 1 |
| Kodi Fraser | 1-4 | 1-3 | --- | 3 | 1 | --- | 1 | --- |
| Ashley McElmurry | 1-1 | --- | --- | 2 | 1 | 1 | --- | --- |
| Jayden Salisbury | 1-3 | --- | --- | 2 | 3 | 3 | 2 | --- |
| Maggie Weida | 1-2 | --- | --- | 2 | 2 | --- | --- | --- |
| Megan Hamilton | 0-2 | 0-1 | --- | --- | 1 | --- | --- | --- |
| Kat Colyer | 0-1 | --- | --- | --- | --- | --- | --- | --- |
| Totals | 19-40 | 5-11 | 3-5 | 46 | 28 | 14 | 10 | 2 |

Flathead High Bravettes (2-9, 6-11)

| Player | FG | 3PT | FT | Pts | Reb | Ast | Stl | Blk |
|-----------------|-------------|-------------|--------------|-----------|-----------|----------|----------|----------|
| Taylor Henley | 5-11 | 1-2 | 5-9 | 16 | 5 | --- | 2 | --- |
| Emily Lembke | 1-4 | 0-1 | 2-2 | 4 | 2 | 2 | 1 | --- |
| Kayla Martin | 1-1 | --- | 1-1 | 3 | 2 | --- | --- | --- |
| Sadie Wilson | 1-5 | 0-1 | --- | 2 | 4 | 1 | 2 | --- |
| Rebecca Eacker | 1-1 | --- | --- | 2 | 1 | --- | --- | --- |
| Clare Converse | 0-3 | 0-2 | 2-2 | 2 | 2 | 1 | --- | --- |
| Maddie Walter | 0-6 | 0-4 | --- | --- | 1 | --- | --- | --- |
| Jenna Johnson | 0-4 | 0-2 | --- | --- | 2 | 1 | --- | --- |
| Kaysie Malmin | 0-2 | --- | --- | --- | --- | 1 | --- | --- |
| Bridget Crowley | --- | --- | --- | --- | 2 | --- | --- | --- |
| Totals | 9-37 | 1-12 | 10-14 | 29 | 19 | 7 | 6 | 0 |

 **Glacier High - 36**
Flathead High - 24 

Game - 19 02-28-19 Divisional Tourn. at Glacier High

| | | | | | | | | | |
|---------------|-----|------|-------|-----|----|-------------------|--|--|--|
| Glacier High | --- | 10-9 | 11-6 | --- | 36 | Basketball | | | |
| Flathead High | --- | 1-2 | 11-10 | --- | 24 | Boxscore | | | |

Glacier High Wolfpack (8-4, 13-6)

| Player | FG | 3PT | FT | Pts | Reb | Ast | Stl | Blk |
|-------------------|--------------|------------|-------------|-----------|-----------|----------|-----------|----------|
| Kali Gulick | 3-13 | 0-1 | 4-6 | 10 | 12 | --- | --- | 4 |
| Aubrie Rademacher | 5-10 | 0-2 | --- | 10 | 5 | 2 | 5 | --- |
| Ellie Keller | 2-10 | 0-4 | 4-6 | 8 | 1 | 2 | 1 | --- |
| Raley Shirey | 3-7 | --- | 0-1 | 6 | 5 | --- | 1 | --- |
| Kaileigh Crawford | 1-2 | --- | --- | 2 | 3 | 1 | --- | --- |
| Emma Anderson | 0-1 | --- | --- | --- | 2 | 1 | --- | --- |
| Kenzie Williams | --- | --- | --- | --- | 1 | 1 | 1 | --- |
| Abi Manger | --- | --- | 0-1 | --- | 2 | --- | 2 | --- |
| Allee Meyer | --- | --- | --- | --- | --- | --- | --- | --- |
| Aubry Grame | --- | --- | --- | --- | --- | --- | --- | --- |
| Totals | 14-43 | 0-7 | 8-14 | 36 | 31 | 7 | 10 | 4 |

Flathead High Bravettes (2-10, 6-13)

| Player | FG | 3PT | FT | Pts | Reb | Ast | Stl | Blk |
|-----------------|-------------|-------------|-------------|-----------|-----------|----------|----------|----------|
| Jenna Johnson | 4-10 | 2-7 | 3-3 | 13 | 2 | --- | 2 | --- |
| Taylor Henley | 1-7 | 1-1 | 3-4 | 6 | 7 | --- | --- | 2 |
| Kennedy Kanter | 1-3 | 1-3 | 1-2 | 4 | 2 | --- | --- | --- |
| Maddie Walter | 0-2 | 0-2 | 1-2 | 1 | 1 | --- | 1 | --- |
| Sadie Wilson | 0-2 | 0-1 | 0-2 | --- | 1 | 1 | 2 | --- |
| Clare Converse | 0-4 | 0-1 | --- | --- | 3 | --- | --- | --- |
| Emily Lembke | 0-1 | --- | --- | --- | 3 | --- | --- | --- |
| Bridget Crowley | 0-1 | --- | 0-1 | --- | 2 | --- | --- | --- |
| Rebecca Eacker | --- | --- | --- | --- | --- | --- | 1 | --- |
| Kaysie Malmin | --- | --- | --- | --- | --- | --- | --- | --- |
| Kayla Martin | --- | --- | --- | --- | --- | --- | --- | --- |
| Totals | 6-30 | 4-15 | 8-14 | 24 | 21 | 1 | 6 | 2 |

 **Missoula Hellgate - 46**
Flathead High - 42 

Game - 18 02-23-19 Conference at Missoula Hellgate

| | | | | | | | | | |
|-------------------|-----|-------|-------|-----|----|-------------------|--|--|--|
| Missoula Hellgate | --- | 13-6 | 12-15 | --- | 46 | Basketball | | | |
| Flathead High | --- | 12-16 | 9-5 | --- | 42 | Boxscore | | | |

Flathead High Bravettes (2-10, 6-12)

| Player | FG | 3PT | FT | Pts | Reb | Ast | Stl | Blk |
|-----------------|--------------|-------------|------------|-----------|-----------|-----------|----------|----------|
| Jenna Johnson | 6-14 | 4-10 | --- | 16 | 4 | 2 | 2 | --- |
| Taylor Henley | 6-13 | 1-4 | --- | 13 | 5 | 2 | 1 | --- |
| Maddie Walter | 3-6 | 3-4 | --- | 9 | 2 | 1 | --- | --- |
| Emily Lembke | --- | --- | 2-2 | 2 | 4 | 1 | 1 | --- |
| Rebecca Eacker | 1-1 | --- | --- | 2 | --- | --- | --- | --- |
| Sadie Wilson | 0-3 | --- | --- | --- | 3 | 5 | 1 | --- |
| Clare Converse | 0-3 | 0-1 | --- | --- | 2 | 1 | --- | --- |
| Kaysie Malmin | --- | --- | --- | --- | 2 | 1 | 1 | --- |
| Kennedy Kanter | 0-1 | --- | --- | --- | --- | 1 | --- | --- |
| Bridget Crowley | 0-1 | --- | --- | --- | 1 | --- | --- | --- |
| Kayla Martin | --- | --- | --- | --- | 1 | --- | --- | --- |
| Totals | 16-42 | 8-19 | 2-2 | 42 | 24 | 14 | 6 | 0 |

Missoula Hellgate Knights (7-5, 11-7)

| Player | FG | 3PT | FT | Pts | Reb | Ast | Stl | Blk |
|------------------|--------------|-------------|-------------|-----------|-----------|-----------|-----------|----------|
| Emma Blakely | 7-18 | 1-2 | 5-6 | 21 | 9 | 3 | 1 | --- |
| Kylie Lunday | 5-10 | --- | --- | 10 | 4 | 1 | 2 | 2 |
| Addy Heapy | 1-2 | --- | 1-3 | 4 | 2 | 3 | 1 | --- |
| Bailee Saylor | 2-7 | 0-3 | --- | 4 | 5 | 4 | 3 | 2 |
| Peyton Arledge | 1-4 | 2-7 | --- | 3 | --- | 1 | --- | --- |
| Kinsey Henthorn | 1-2 | 1-4 | --- | 2 | --- | --- | --- | --- |
| Perry Paffhausen | 1-2 | 0-1 | 0-1 | 2 | 1 | 2 | 3 | --- |
| Lauren Dick | --- | --- | --- | --- | --- | 2 | 1 | --- |
| Totals | 18-45 | 4-17 | 6-10 | 46 | 21 | 16 | 11 | 4 |

 **Flathead High - 37**
Missoula Big Sky - 31 

Game - 20 03-01-19 Divisional Tourn. at Glacier High

| | | | | | | | | | |
|------------------|-----|------|------|-----|----|-------------------|--|--|--|
| Flathead High | --- | 5-12 | 13-7 | --- | 37 | Basketball | | | |
| Missoula Big Sky | --- | 6-8 | 4-3 | --- | 21 | Boxscore | | | |

Flathead High Bravettes (2-10, 7-13)

| Player | FG | 3PT | FT | Pts | Reb | Ast | Stl | Blk |
|-----------------|--------------|-------------|-------------|-----------|-----------|----------|----------|----------|
| Taylor Henley | 5-8 | 0-1 | 2-6 | 12 | 7 | 1 | 2 | 2 |
| Maddie Walter | 2-5 | 2-5 | 1-3 | 7 | 2 | 1 | --- | --- |
| Jenna Johnson | 2-10 | 2-8 | 1-2 | 7 | 4 | --- | 1 | --- |
| Sadie Wilson | 1-3 | 0-1 | 2-2 | 4 | 6 | 4 | 2 | --- |
| Kennedy Kanter | --- | --- | 2-2 | 2 | 1 | --- | --- | --- |
| Clare Converse | 1-2 | 0-1 | --- | 2 | 4 | --- | --- | --- |
| Bridget Crowley | 1-1 | --- | --- | 2 | 1 | --- | --- | --- |
| Rebecca Eacker | --- | --- | 1-4 | 1 | 1 | 1 | --- | --- |
| Emily Lembke | --- | --- | 0-1 | --- | 3 | 1 | --- | --- |
| Kaysie Malmin | --- | --- | --- | --- | --- | --- | 1 | --- |
| Molly Winters | --- | --- | --- | --- | --- | --- | --- | --- |
| Totals | 12-29 | 4-16 | 9-20 | 37 | 29 | 8 | 6 | 2 |

Missoula Big Sky Eagles (0-12, 1-19)

| Player | FG | 3PT | FT | Pts | Reb | Ast | Stl | Blk |
|------------------|-------------|-------------|-------------|-----------|-----------|----------|----------|----------|
| Corbyn Sandau | 1-4 | 1-2 | 3-4 | 6 | 3 | --- | 1 | --- |
| Demi Smith | 1-3 | --- | 4-4 | 6 | 1 | --- | --- | --- |
| TiLynn McGreevey | 2-10 | 0-1 | 0-3 | 4 | 2 | --- | 1 | --- |
| Ely Thorpe | 1-1 | --- | --- | 2 | 2 | --- | --- | --- |
| Mia Sandau | 1-6 | 0-5 | --- | 2 | 5 | 2 | 1 | --- |
| Lynell Shepherd | 0-9 | 0-7 | 1-2 | 1 | --- | --- | 1 | --- |
| Avari Batt | 0-3 | 0-3 | --- | --- | 4 | --- | --- | --- |
| Isa Reed | --- | --- | --- | --- | 1 | --- | --- | --- |
| Aaliyah Big Lake | --- | --- | --- | --- | 1 | --- | --- | --- |
| Abbe Feilzer | --- | --- | --- | --- | --- | --- | --- | --- |
| Totals | 6-36 | 1-18 | 8-13 | 21 | 19 | 2 | 4 | 0 |



Helena High - 63
Flathead High - 34



Game - 21 03-02-19 Divisional Tour. at Flathead High

| | | | | | | | | |
|---------------|-----|-------------------|-----|----|--------------------------------|--|--|--|
| Helena High | --- | 18 - 16 - 11 - 18 | --- | 63 | Basketball Boxscore | | | |
| Flathead High | --- | 3 - 14 - 7 - 10 | --- | 34 | | | | |

Helena High Bengals (11-1 , 18-2)

| Player | FG | 3PT | FT | Pts | Reb | Ast | Stl | Blk |
|------------------|----------------|---------------|----------------|-----------|-----------|-----------|-----------|----------|
| Jamie Pickens | 11 - 17 | 5 - 7 | 6 - 7 | 33 | 13 | 3 | 4 | 2 |
| Paige Aasved | 3 - 12 | 1 - 9 | 2 - 2 | 9 | 3 | 1 | 2 | --- |
| Riley Thennis | 2 - 9 | 1 - 4 | 0 - 1 | 5 | 3 | 2 | 2 | --- |
| Emily Feller | 1 - 3 | 1 - 2 | 2 - 2 | 5 | 1 | 2 | 1 | --- |
| Abby Marcille | 0 - 2 | 0 - 2 | 5 - 6 | 5 | 2 | --- | 4 | 1 |
| Payton Aasved | 1 - 9 | 1 - 6 | 0 - 2 | 3 | 1 | 4 | 1 | --- |
| Vanessa Walsh | 1 - 3 | --- | 1 - 1 | 3 | 4 | 4 | 2 | --- |
| McKenzie Plummer | --- | --- | --- | --- | 4 | --- | 1 | --- |
| Caroline Bullock | --- | --- | --- | --- | 3 | --- | --- | --- |
| Totals | 19 - 55 | 9 - 30 | 16 - 21 | 63 | 34 | 16 | 17 | 3 |

Flathead High Bravettes (2-10 , 7-14)

| Player | FG | 3PT | FT | Pts | Reb | Ast | Stl | Blk |
|-----------------|----------------|---------------|---------------|-----------|-----------|----------|----------|----------|
| Jenna Johnson | 4 - 10 | 2 - 6 | 2 - 4 | 12 | 3 | 1 | --- | --- |
| Kennedy Kanter | 3 - 5 | 2 - 3 | --- | 8 | 2 | 2 | --- | --- |
| Taylor Henley | 2 - 7 | 0 - 1 | 3 - 6 | 7 | 4 | 2 | 3 | 1 |
| Maddie Walter | 1 - 8 | 1 - 7 | --- | 3 | 3 | 2 | --- | --- |
| Kaysie Malmin | 1 - 2 | 0 - 1 | --- | 2 | 1 | --- | --- | --- |
| Kayla Martin | 1 - 1 | --- | --- | 2 | 3 | --- | --- | --- |
| Sadie Wilson | 0 - 3 | 0 - 2 | --- | --- | 3 | --- | --- | --- |
| Emily Lembke | 0 - 1 | --- | --- | --- | 3 | --- | --- | --- |
| Kuyra Siegel | 0 - 2 | 0 - 1 | --- | --- | --- | --- | 1 | --- |
| Bridget Crowley | --- | --- | --- | --- | 1 | 1 | 3 | --- |
| Rebecca Eacker | 0 - 1 | --- | --- | --- | 1 | --- | --- | --- |
| Totals | 12 - 40 | 5 - 21 | 5 - 10 | 34 | 24 | 8 | 7 | 1 |

FLATHEAD HIGH SCHOOL



Bravettes bid farewell to five seniors



Sadie Wilson

Maddie Walter

Kaysie Malmin

Kayla Martin

Taylor Henley



Sadie Wilson

5'3

Senior

Flathead High Bravettes



Individual Stats - Season and Career Totals - All Varsity Games

| Team | Year | G | Pts | Avg | Reb | Avg | Ast | Avg | FG - FGA | Pct | 3P - 3PA | Pct | FT - FTA | Pct | Stl | Avg | Blk | Avg |
|----------------|---------------|-----------|-----------|------------|------------|------------|-----------|------------|-----------------|-------------|---------------|-------------|----------------|-------------|-----------|------------|----------|------------|
| FHS | 2017-18 | 20 | 25 | 1.3 | 65 | 3.3 | 26 | 1.3 | 7 - 50 | .140 | 1 - 21 | .048 | 10 - 19 | .526 | 28 | 1.4 | 0 | 0.0 |
| FHS | 2018-19 | 21 | 32 | 1.5 | 60 | 2.9 | 53 | 2.5 | 11 - 64 | .172 | 1 - 18 | .056 | 9 - 20 | .450 | 25 | 1.2 | 0 | 0.0 |
| Varsity | Totals | 41 | 57 | 1.4 | 125 | 3.0 | 79 | 1.9 | 18 - 114 | .158 | 2 - 39 | .051 | 19 - 39 | .487 | 53 | 1.3 | 0 | 0.0 |

Individual Stats - Season and Career Totals - Conference Varsity Games

| Team | Year | G | Pts | Avg | Reb | Avg | Ast | Avg | FG - FGA | Pct | 3P - 3PA | Pct | FT - FTA | Pct | Stl | Avg | Blk | Avg |
|----------------|---------------|-----------|-----------|------------|-----------|------------|-----------|------------|----------------|-------------|---------------|-------------|---------------|-------------|-----------|------------|----------|------------|
| FHS | 2017-18 | 12 | 13 | 1.1 | 34 | 2.8 | 13 | 1.1 | 4 - 30 | .133 | 1 - 10 | .100 | 4 - 10 | .400 | 13 | 1.1 | 0 | 0.0 |
| FHS | 2018-19 | 12 | 19 | 1.6 | 31 | 2.6 | 26 | 2.2 | 8 - 37 | .216 | 1 - 8 | .125 | 2 - 6 | .333 | 10 | 0.8 | 0 | 0.0 |
| Varsity | Totals | 24 | 32 | 1.3 | 65 | 2.7 | 39 | 1.6 | 12 - 67 | .179 | 2 - 18 | .111 | 6 - 16 | .375 | 23 | 1.0 | 0 | 0.0 |



Maddie Walter

5'6

Senior

Flathead High Bravettes



Individual Stats - Season and Career Totals - All Varsity Games

| Team | Year | G | Pts | Avg | Reb | Avg | Ast | Avg | FG - FGA | Pct | 3P - 3PA | Pct | FT - FTA | Pct | Stl | Avg | Blk | Avg |
|----------------|---------------|-----------|------------|------------|-----------|------------|-----------|------------|-----------------|-------------|-----------------|-------------|----------------|-------------|-----------|------------|----------|------------|
| FHS | 2017-18 | 19 | 55 | 2.9 | 48 | 2.5 | 22 | 1.2 | 20 - 73 | .274 | 12 - 40 | .300 | 3 - 16 | .188 | 17 | 0.9 | 0 | 0.0 |
| FHS | 2018-19 | 21 | 103 | 4.9 | 49 | 2.3 | 28 | 1.3 | 36 - 139 | .259 | 23 - 85 | .271 | 8 - 20 | .400 | 9 | 0.4 | 0 | 0.0 |
| Varsity | Totals | 40 | 158 | 3.9 | 97 | 2.4 | 50 | 1.2 | 56 - 212 | .264 | 35 - 125 | .280 | 11 - 36 | .306 | 26 | 0.6 | 0 | 0.0 |

Individual Stats - Season and Career Totals - Conference Varsity Games

| Team | Year | G | Pts | Avg | Reb | Avg | Ast | Avg | FG - FGA | Pct | 3P - 3PA | Pct | FT - FTA | Pct | Stl | Avg | Blk | Avg |
|----------------|---------------|-----------|------------|------------|-----------|------------|-----------|------------|-----------------|-------------|----------------|-------------|---------------|-------------|-----------|------------|----------|------------|
| FHS | 2017-18 | 12 | 33 | 2.8 | 30 | 2.5 | 11 | 0.9 | 12 - 48 | .250 | 9 - 28 | .321 | 0 - 6 | .000 | 10 | 0.8 | 0 | 0.0 |
| FHS | 2018-19 | 12 | 67 | 5.6 | 27 | 2.3 | 15 | 1.3 | 24 - 82 | .293 | 18 - 52 | .346 | 1 - 4 | .250 | 3 | 0.3 | 0 | 0.0 |
| Varsity | Totals | 24 | 100 | 4.2 | 57 | 2.4 | 26 | 1.1 | 36 - 130 | .277 | 27 - 80 | .338 | 1 - 10 | .100 | 13 | 0.5 | 0 | 0.0 |



Kaysie Malmin

5'5

Senior

Flathead High Bravettes



Individual Stats - Season and Career Totals - All Varsity Games

| Team | Year | G | Pts | Avg | Reb | Avg | Ast | Avg | FG - FGA | Pct | 3P - 3PA | Pct | FT - FTA | Pct | Stl | Avg | Blk | Avg |
|----------------|---------------|-----------|-----------|------------|-----------|------------|-----------|------------|---------------|-------------|---------------|-------------|---------------|-------------|-----------|------------|----------|------------|
| FHS | 2017-18 | 15 | 5 | 0.3 | 13 | 0.9 | 8 | 0.5 | 1 - 16 | .063 | 0 - 5 | .000 | 3 - 4 | .750 | 3 | 0.2 | 1 | 0.1 |
| FHS | 2018-19 | 21 | 17 | 0.8 | 20 | 1.0 | 23 | 1.1 | 6 - 24 | .250 | 2 - 10 | .200 | 3 - 11 | .273 | 12 | 0.6 | 0 | 0.0 |
| Varsity | Totals | 36 | 22 | 0.6 | 33 | 0.9 | 31 | 0.9 | 7 - 40 | .175 | 2 - 15 | .133 | 6 - 15 | .400 | 15 | 0.4 | 1 | 0.1 |

Individual Stats - Season and Career Totals - Conference Varsity Games

| Team | Year | G | Pts | Avg | Reb | Avg | Ast | Avg | FG - FGA | Pct | 3P - 3PA | Pct | FT - FTA | Pct | Stl | Avg | Blk | Avg |
|----------------|---------------|-----------|----------|------------|-----------|------------|-----------|------------|---------------|-------------|--------------|-------------|--------------|-------------|----------|------------|----------|------------|
| FHS | 2017-18 | 7 | 0 | 0.0 | 4 | 0.6 | 5 | 0.7 | 0 - 8 | .000 | 0 - 1 | .000 | 0 - 0 | .000 | 1 | 0.1 | 1 | 0.1 |
| FHS | 2018-19 | 12 | 8 | 0.7 | 10 | 0.8 | 19 | 1.6 | 3 - 12 | .250 | 1 - 4 | .250 | 1 - 5 | .200 | 8 | 0.7 | 0 | 0.0 |
| Varsity | Totals | 19 | 8 | 0.4 | 14 | 0.7 | 24 | 1.3 | 3 - 20 | .150 | 1 - 5 | .200 | 1 - 5 | .200 | 9 | 0.5 | 1 | 0.1 |



Kayla Martin

5'8

Senior

Flathead High Bravettes



Individual Stats - Season and Career Totals - All Varsity Games

| Team | Year | G | Pts | Avg | Reb | Avg | Ast | Avg | FG - FGA | Pct | 3P - 3PA | Pct | FT - FTA | Pct | Stl | Avg | Blk | Avg |
|---------|---------|----|-----|-----|-----|-----|-----|-----|----------|------|----------|------|----------|------|-----|-----|-----|-----|
| FHS | 2018-19 | 17 | 20 | 1.2 | 29 | 1.7 | 4 | 0.2 | 9 - 13 | .692 | 0 - 0 | .000 | 2 - 5 | .400 | 1 | 0.1 | 2 | 0.1 |
| Varsity | Totals | 17 | 20 | 1.2 | 29 | 1.7 | 4 | 0.2 | 9 - 13 | .692 | 0 - 0 | .000 | 2 - 5 | .400 | 1 | 0.1 | 2 | 0.1 |

Individual Stats - Season and Career Totals - Conference Varsity Games

| Team | Year | G | Pts | Avg | Reb | Avg | Ast | Avg | FG - FGA | Pct | 3P - 3PA | Pct | FT - FTA | Pct | Stl | Avg | Blk | Avg |
|---------|---------|---|-----|-----|-----|-----|-----|-----|----------|------|----------|------|----------|-------|-----|-----|-----|-----|
| FHS | 2018-19 | 9 | 11 | 1.2 | 11 | 1.2 | 1 | 0.1 | 5 - 6 | .833 | 0 - 0 | .000 | 1 - 1 | 1.000 | 1 | 0.1 | 1 | 0.1 |
| Varsity | Totals | 9 | 11 | 1.2 | 11 | 1.2 | 1 | 0.1 | 5 - 6 | .833 | 0 - 0 | .000 | 1 - 1 | 1.000 | 1 | 0.1 | 1 | 0.1 |



Taylor Henley

6'0

Senior

Flathead High Bravettes



Individual Stats - Season and Career Totals - All Varsity Games

| Team | Year | G | Pts | Avg | Reb | Avg | Ast | Avg | FG - FGA | Pct | 3P - 3PA | Pct | FT - FTA | Pct | Stl | Avg | Blk | Avg |
|---------|---------|----|-----|------|-----|-----|-----|-----|-----------|------|----------|------|----------|------|-----|-----|-----|-----|
| FHS | 2015-16 | 18 | 44 | 2.4 | 49 | 2.7 | 4 | 0.2 | 17 - 66 | .258 | 0 - 2 | .000 | 10 - 26 | .385 | 11 | 0.6 | 16 | 0.9 |
| FHS | 2016-17 | 18 | 46 | 2.6 | 61 | 3.4 | 7 | 0.4 | 20 - 59 | .339 | 0 - 1 | .000 | 6 - 19 | .316 | 8 | 0.4 | 9 | 0.5 |
| FHS | 2017-18 | 19 | 84 | 4.4 | 119 | 6.3 | 17 | 0.9 | 34 - 137 | .248 | 0 - 13 | .000 | 16 - 44 | .364 | 21 | 1.1 | 19 | 1.0 |
| FHS | 2018-19 | 21 | 263 | 12.5 | 171 | 8.1 | 30 | 1.4 | 98 - 246 | .398 | 5 - 27 | .185 | 62 - 117 | .530 | 38 | 1.8 | 27 | 1.3 |
| Varsity | Totals | 76 | 437 | 5.7 | 400 | 5.3 | 58 | 0.8 | 169 - 508 | .333 | 5 - 43 | .116 | 94 - 206 | .456 | 78 | 1.0 | 71 | 0.9 |

Individual Stats - Season and Career Totals - Conference Varsity Games

| Team | Year | G | Pts | Avg | Reb | Avg | Ast | Avg | FG - FGA | Pct | 3P - 3PA | Pct | FT - FTA | Pct | Stl | Avg | Blk | Avg |
|---------|---------|----|-----|------|-----|-----|-----|-----|----------|------|----------|------|----------|------|-----|-----|-----|-----|
| FHS | 2015-16 | 10 | 23 | 2.3 | 20 | 2.0 | 1 | 0.1 | 8 - 35 | .229 | 0 - 1 | .000 | 7 - 15 | .467 | 4 | 0.4 | 7 | 0.7 |
| FHS | 2016-17 | 10 | 15 | 1.5 | 35 | 3.5 | 0 | 0.0 | 6 - 25 | .240 | 0 - 0 | .000 | 3 - 7 | .429 | 0 | 0.0 | 4 | 0.4 |
| FHS | 2017-18 | 12 | 50 | 4.2 | 74 | 6.2 | 9 | 0.8 | 19 - 73 | .260 | 0 - 9 | .000 | 12 - 33 | .364 | 14 | 1.2 | 15 | 1.3 |
| FHS | 2018-19 | 12 | 139 | 11.6 | 81 | 6.8 | 20 | 1.7 | 54 - 132 | .409 | 2 - 16 | .125 | 29 - 58 | .500 | 22 | 1.8 | 8 | 0.7 |
| Varsity | Totals | 44 | 227 | 5.2 | 210 | 4.8 | 30 | 0.7 | 87 - 265 | .328 | 2 - 26 | .077 | 51 - 113 | .451 | 40 | 0.9 | 34 | 0.8 |



Emily Lembke

5'6

Junior

Flathead High Bravettes



Individual Stats - Season and Career Totals - All Varsity Games

| Team | Year | G | Pts | Avg | Reb | Avg | Ast | Avg | FG - FGA | Pct | 3P - 3PA | Pct | FT - FTA | Pct | Stl | Avg | Blk | Avg |
|---------|---------|----|-----|-----|-----|-----|-----|-----|----------|------|----------|------|----------|------|-----|-----|-----|-----|
| FHS | 2017-18 | 20 | 14 | 0.7 | 46 | 2.3 | 8 | 0.4 | 4 - 22 | .182 | 3 - 9 | .333 | 5 - 8 | .625 | 12 | 0.6 | 0 | 0.0 |
| FHS | 2018-19 | 19 | 27 | 1.4 | 76 | 4.0 | 22 | 1.2 | 8 - 36 | .222 | 0 - 3 | .000 | 11 - 23 | .478 | 13 | 0.7 | 0 | 0.0 |
| Varsity | Totals | 39 | 41 | 1.1 | 122 | 3.1 | 30 | 0.8 | 12 - 58 | .207 | 3 - 12 | .250 | 16 - 31 | .516 | 25 | 0.6 | 0 | 0.0 |

Individual Stats - Season and Career Totals - Conference Varsity Games

| Team | Year | G | Pts | Avg | Reb | Avg | Ast | Avg | FG - FGA | Pct | 3P - 3PA | Pct | FT - FTA | Pct | Stl | Avg | Blk | Avg |
|---------|---------|----|-----|-----|-----|-----|-----|-----|----------|------|----------|------|----------|------|-----|-----|-----|-----|
| FHS | 2017-18 | 12 | 7 | 0.6 | 22 | 1.8 | 4 | 0.3 | 3 - 8 | .375 | 2 - 3 | .667 | 1 - 2 | .500 | 3 | 0.3 | 0 | 0.0 |
| FHS | 2018-19 | 10 | 17 | 1.7 | 34 | 3.4 | 13 | 1.3 | 5 - 14 | .357 | 0 - 1 | .000 | 7 - 12 | .583 | 7 | 0.7 | 0 | 0.0 |
| Varsity | Totals | 22 | 24 | 1.1 | 56 | 2.5 | 17 | 0.8 | 8 - 22 | .364 | 2 - 4 | .500 | 8 - 14 | .571 | 10 | 0.5 | 0 | 0.0 |



Kennedy Kanter

5'7

Junior

Flathead High Bravettes



Individual Stats - Season and Career Totals - All Varsity Games

| Team | Year | G | Pts | Avg | Reb | Avg | Ast | Avg | FG - FGA | Pct | 3P - 3PA | Pct | FT - FTA | Pct | Stl | Avg | Blk | Avg |
|----------------|---------------|-----------|-----------|------------|-----------|------------|----------|------------|---------------|-------------|---------------|-------------|---------------|-------------|----------|------------|----------|------------|
| FHS | 2018-19 | 15 | 26 | 1.7 | 13 | 0.9 | 8 | 0.5 | 8 - 24 | .333 | 6 - 16 | .375 | 4 - 10 | .400 | 2 | 0.1 | 1 | 0.1 |
| Varsity | Totals | 15 | 26 | 1.7 | 13 | 0.9 | 8 | 0.5 | 8 - 24 | .333 | 6 - 16 | .375 | 4 - 10 | .400 | 2 | 0.1 | 1 | 0.1 |

Individual Stats - Season and Career Totals - Conference Varsity Games

| Team | Year | G | Pts | Avg | Reb | Avg | Ast | Avg | FG - FGA | Pct | 3P - 3PA | Pct | FT - FTA | Pct | Stl | Avg | Blk | Avg |
|----------------|---------------|----------|----------|------------|----------|------------|----------|------------|--------------|-------------|--------------|-------------|--------------|-------------|----------|------------|----------|------------|
| FHS | 2018-19 | 8 | 2 | 0.3 | 3 | 0.4 | 4 | 0.5 | 1 - 7 | .143 | 0 - 3 | .000 | 0 - 4 | .000 | 0 | 0.0 | 0 | 0.0 |
| Varsity | Totals | 8 | 2 | 0.3 | 3 | 0.4 | 4 | 0.5 | 1 - 7 | .143 | 0 - 3 | .000 | 0 - 4 | .000 | 0 | 0.0 | 0 | 0.0 |



Jenna Johnson

5'7

Junior

Flathead High Bravettes



Individual Stats - Season and Career Totals - All Varsity Games

| Team | Year | G | Pts | Avg | Reb | Avg | Ast | Avg | FG - FGA | Pct | 3P - 3PA | Pct | FT - FTA | Pct | Stl | Avg | Blk | Avg |
|----------------|---------------|-----------|------------|------------|-----------|------------|-----------|------------|-----------------|-------------|-----------------|-------------|----------------|-------------|-----------|------------|----------|------------|
| FHS | 2017-18 | 8 | 10 | 1.3 | 1 | 0.1 | 0 | 0.0 | 3 - 15 | .200 | 0 - 8 | .000 | 4 - 7 | .571 | 1 | 0.1 | 0 | 0.0 |
| FHS | 2018-19 | 21 | 232 | 11.0 | 65 | 3.1 | 24 | 1.1 | 79 - 247 | .320 | 50 - 154 | .325 | 24 - 46 | .522 | 18 | 0.9 | 1 | 0.0 |
| Varsity | Totals | 29 | 242 | 8.3 | 66 | 2.3 | 24 | 0.8 | 82 - 262 | .313 | 50 - 162 | .309 | 28 - 53 | .528 | 19 | 0.7 | 1 | 0.0 |

Individual Stats - Season and Career Totals - Conference Varsity Games

| Team | Year | G | Pts | Avg | Reb | Avg | Ast | Avg | FG - FGA | Pct | 3P - 3PA | Pct | FT - FTA | Pct | Stl | Avg | Blk | Avg |
|----------------|---------------|-----------|------------|------------|-----------|------------|-----------|------------|-----------------|-------------|----------------|-------------|----------------|-------------|-----------|------------|----------|------------|
| FHS | 2017-18 | 6 | 10 | 1.7 | 1 | 0.2 | 0 | 0.0 | 3 - 13 | .231 | 0 - 7 | .000 | 4 - 7 | .571 | 1 | 0.2 | 0 | 0.0 |
| FHS | 2018-19 | 12 | 120 | 10.0 | 32 | 2.7 | 18 | 1.5 | 39 - 135 | .289 | 28 - 84 | .333 | 14 - 24 | .583 | 12 | 1.0 | 0 | 0.0 |
| Varsity | Totals | 18 | 130 | 7.2 | 33 | 1.8 | 18 | 1.0 | 42 - 148 | .284 | 28 - 91 | .308 | 18 - 31 | .581 | 13 | 0.7 | 0 | 0.0 |



Kuyra Siegel

5'4

Sophomore

Flathead High Bravettes



Individual Stats - Season and Career Totals - All Varsity Games

| Team | Year | G | Pts | Avg | Reb | Avg | Ast | Avg | FG - FGA | Pct | 3P - 3PA | Pct | FT - FTA | Pct | Stl | Avg | Blk | Avg |
|----------------|---------------|----------|----------|------------|----------|------------|----------|------------|--------------|-------------|--------------|-------------|--------------|-------------|----------|------------|----------|------------|
| FHS | 2018-19 | 1 | 0 | 0.0 | 0 | 0.0 | 0 | 0.0 | 0 - 2 | .000 | 0 - 1 | .000 | 0 - 0 | .000 | 1 | 1.0 | 0 | 0.0 |
| Varsity | Totals | 1 | 0 | 0.0 | 0 | 0.0 | 0 | 0.0 | 0 - 2 | .000 | 0 - 1 | .000 | 0 - 0 | .000 | 1 | 1.0 | 0 | 0.0 |

Individual Stats - Season and Career Totals - Conference Varsity Games

| Team | Year | G | Pts | Avg | Reb | Avg | Ast | Avg | FG - FGA | Pct | 3P - 3PA | Pct | FT - FTA | Pct | Stl | Avg | Blk | Avg |
|----------------|---------------|----------|----------|------------|----------|------------|----------|------------|--------------|-------------|--------------|-------------|--------------|-------------|----------|------------|----------|------------|
| FHS | 2018-19 | 0 | 0 | 0.0 | 0 | 0.0 | 0 | 0.0 | 0 - 0 | .000 | 0 - 0 | .000 | 0 - 0 | .000 | 0 | 0.0 | 0 | 0.0 |
| Varsity | Totals | 0 | 0 | 0.0 | 0 | 0.0 | 0 | 0.0 | 0 - 0 | .000 | 0 - 0 | .000 | 0 - 0 | .000 | 0 | 0.0 | 0 | 0.0 |



Bridget Crowley

5'8

Sophomore

Flathead High Bravettes



Individual Stats - Season and Career Totals - All Varsity Games

| Team | Year | G | Pts | Avg | Reb | Avg | Ast | Avg | FG - FGA | Pct | 3P - 3PA | Pct | FT - FTA | Pct | Stl | Avg | Blk | Avg |
|---------|---------|----|-----|-----|-----|-----|-----|-----|----------|------|----------|------|----------|------|-----|-----|-----|-----|
| FHS | 2018-19 | 11 | 7 | 0.6 | 23 | 2.1 | 5 | 0.5 | 3 - 8 | .375 | 0 - 0 | .000 | 1 - 5 | .200 | 6 | 0.5 | 0 | 0.0 |
| Varsity | Totals | 11 | 7 | 0.6 | 23 | 2.1 | 5 | 0.5 | 3 - 8 | .375 | 0 - 0 | .000 | 1 - 5 | .200 | 6 | 0.5 | 0 | 0.0 |

Individual Stats - Season and Career Totals - Conference Varsity Games

| Team | Year | G | Pts | Avg | Reb | Avg | Ast | Avg | FG - FGA | Pct | 3P - 3PA | Pct | FT - FTA | Pct | Stl | Avg | Blk | Avg |
|---------|---------|---|-----|-----|-----|-----|-----|-----|----------|------|----------|------|----------|------|-----|-----|-----|-----|
| FHS | 2018-19 | 8 | 5 | 0.6 | 19 | 2.4 | 4 | 0.5 | 2 - 6 | .333 | 0 - 0 | .000 | 1 - 4 | .250 | 3 | 0.4 | 0 | 0.0 |
| Varsity | Totals | 8 | 5 | 0.6 | 19 | 2.4 | 4 | 0.5 | 2 - 6 | .333 | 0 - 0 | .000 | 1 - 4 | .250 | 3 | 0.4 | 0 | 0.0 |



Rebecca Eacker

6'0

Sophomore

Flathead High Bravettes



Individual Stats - Season and Career Totals - All Varsity Games

| Team | Year | G | Pts | Avg | Reb | Avg | Ast | Avg | FG - FGA | Pct | 3P - 3PA | Pct | FT - FTA | Pct | Stl | Avg | Blk | Avg |
|---------|---------|----|-----|-----|-----|-----|-----|-----|----------|------|----------|------|----------|------|-----|-----|-----|-----|
| FHS | 2018-19 | 18 | 28 | 1.6 | 29 | 1.6 | 1 | 0.1 | 12 - 22 | .545 | 0 - 0 | .000 | 4 - 9 | .444 | 4 | 0.2 | 0 | 0.0 |
| Varsity | Totals | 18 | 28 | 1.6 | 29 | 1.6 | 1 | 0.1 | 12 - 22 | .545 | 0 - 0 | .000 | 4 - 9 | .444 | 4 | 0.2 | 0 | 0.0 |

Individual Stats - Season and Career Totals - Conference Varsity Games

| Team | Year | G | Pts | Avg | Reb | Avg | Ast | Avg | FG - FGA | Pct | 3P - 3PA | Pct | FT - FTA | Pct | Stl | Avg | Blk | Avg |
|---------|---------|----|-----|-----|-----|-----|-----|-----|----------|------|----------|------|----------|------|-----|-----|-----|-----|
| FHS | 2018-19 | 12 | 23 | 1.9 | 20 | 1.7 | 0 | 0.0 | 10 - 18 | .556 | 0 - 0 | .000 | 3 - 5 | .600 | 3 | 0.3 | 0 | 0.0 |
| Varsity | Totals | 12 | 23 | 1.9 | 20 | 1.7 | 0 | 0.0 | 10 - 18 | .556 | 0 - 0 | .000 | 3 - 5 | .600 | 3 | 0.3 | 0 | 0.0 |



Clare Converse

5'9

Freshman

Flathead High Bravettes



Individual Stats - Season and Career Totals - All Varsity Games

| Team | Year | G | Pts | Avg | Reb | Avg | Ast | Avg | FG - FGA | Pct | 3P - 3PA | Pct | FT - FTA | Pct | Stl | Avg | Blk | Avg |
|---------|---------|---|-----|-----|-----|-----|-----|-----|----------|------|----------|------|----------|------|-----|-----|-----|-----|
| FHS | 2018-19 | 8 | 10 | 1.2 | 16 | 2.0 | 3 | 0.4 | 3 - 22 | .136 | 1 - 10 | .100 | 3 - 5 | .600 | 0 | 0.0 | 0 | 0.0 |
| Varsity | Totals | 8 | 10 | 1.2 | 16 | 2.0 | 3 | 0.4 | 3 - 22 | .136 | 1 - 10 | .100 | 3 - 5 | .600 | 0 | 0.0 | 0 | 0.0 |

Individual Stats - Season and Career Totals - Conference Varsity Games

| Team | Year | G | Pts | Avg | Reb | Avg | Ast | Avg | FG - FGA | Pct | 3P - 3PA | Pct | FT - FTA | Pct | Stl | Avg | Blk | Avg |
|---------|---------|---|-----|-----|-----|-----|-----|-----|----------|------|----------|------|----------|------|-----|-----|-----|-----|
| FHS | 2018-19 | 6 | 8 | 1.3 | 9 | 1.5 | 3 | 0.5 | 2 - 16 | .125 | 1 - 8 | .125 | 3 - 5 | .600 | 0 | 0.0 | 0 | 0.0 |
| Varsity | Totals | 6 | 8 | 1.3 | 9 | 1.5 | 3 | 0.5 | 2 - 16 | .125 | 1 - 8 | .125 | 3 - 5 | .600 | 0 | 0.0 | 0 | 0.0 |



Molly Winters

5'11

Sophomore

Flathead High Bravettes



Individual Stats - Season and Career Totals - All Varsity Games

| Team | Year | G | Pts | Avg | Reb | Avg | Ast | Avg | FG - FGA | Pct | 3P - 3PA | Pct | FT - FTA | Pct | Stl | Avg | Blk | Avg |
|----------------|---------------|----------|----------|------------|----------|------------|----------|------------|--------------|-------------|--------------|-------------|--------------|-------------|----------|------------|----------|------------|
| FHS | 2018-19 | 1 | 0 | 0.0 | 0 | 0.0 | 0 | 0.0 | 0 - 0 | .000 | 0 - 0 | .000 | 0 - 0 | .000 | 0 | 0.0 | 0 | 0.0 |
| Varsity | Totals | 1 | 0 | 0.0 | 0 | 0.0 | 0 | 0.0 | 0 - 0 | .000 | 0 - 0 | .000 | 0 - 0 | .000 | 0 | 0.0 | 0 | 0.0 |

Individual Stats - Season and Career Totals - Conference Varsity Games

| Team | Year | G | Pts | Avg | Reb | Avg | Ast | Avg | FG - FGA | Pct | 3P - 3PA | Pct | FT - FTA | Pct | Stl | Avg | Blk | Avg |
|----------------|---------------|----------|----------|------------|----------|------------|----------|------------|--------------|-------------|--------------|-------------|--------------|-------------|----------|------------|----------|------------|
| FHS | 2018-19 | 0 | 0 | 0.0 | 0 | 0.0 | 0 | 0.0 | 0 - 0 | .000 | 0 - 0 | .000 | 0 - 0 | .000 | 0 | 0.0 | 0 | 0.0 |
| Varsity | Totals | 0 | 0 | 0.0 | 0 | 0.0 | 0 | 0.0 | 0 - 0 | .000 | 0 - 0 | .000 | 0 - 0 | .000 | 0 | 0.0 | 0 | 0.0 |

