

M
O
N
T
A
N
A



Great Falls High

Bison

Boy's Basketball

2020-2021

AA BASKETBALL



Great Falls High Bison



Great Falls, Montana

| Opponent | Loc | Score | Res | Date | Scoring Leader | Pts | 2nd in Scoring | Pts |
|---------------------|-----|---------|-----|----------|----------------|-----|-------------------|-----|
| 1 Belgrade High | A | 62 - 20 | W | 01-05-21 | Drew Wyman | 21 | Levi Torgerson | 18 |
| 2 Billings Senior | H | 62 - 56 | W | 01-09-21 | Drew Wyman | 16 | Levi Torgerson | 15 |
| 3 C. M. Russell | A | 61 - 34 | W | 01-14-21 | Drew Wyman | 19 | Reed Harris | 12 |
| 4 Gallatin High | H | 87 - 45 | W | 01-21-21 | Drew Wyman | 24 | Levi Torgerson | 12 |
| 5 Bozeman High | A | 76 - 79 | L | 01-23-21 | Drew Wyman | 28 | Levi Torgerson | 23 |
| 6 Billings Skyview | H | 66 - 54 | W | 01-28-21 | Drew Wyman | 20 | Levi Torgerson | 14 |
| 7 Billings West | A | 51 - 48 | W | 01-30-21 | Reed Harris | 15 | Levi Torgerson | 12 |
| 8 Belgrade High | H | 79 - 57 | W | 02-04-21 | Levi Torgerson | 23 | Drew Wyman | 22 |
| 9 C. M. Russell | H | 74 - 39 | W | 02-09-21 | Drew Wyman | 29 | Reed Harris | 14 |
| 10 Gallatin High | A | 51 - 33 | W | 02-18-21 | Drew Wyman | 19 | Levi Torgerson | 18 |
| 11 Bozeman High | H | 70 - 33 | W | 02-20-21 | Drew Wyman | 21 | Tarel Rollins | 19 |
| 12 Billings Senior | A | 71 - 61 | W | 02-23-21 | Drew Wyman | 24 | Levi Torgerson | 16 |
| 13 Billings Skyview | A | 58 - 40 | W | 02-25-21 | Drew Wyman | 21 | Levi Torgerson | 16 |
| 14 Billings West | H | 56 - 41 | W | 02-27-21 | Drew Wyman | 24 | Stone / Torgerson | 8 |

No non-conference games due to COVID

Divisional Tournament Game - playoff game for state tournament - hosting team is the highest seeded team

| | | | | | | | | |
|------------------|---|---------|---|----------|------------|----|-------------|----|
| 15 Gallatin High | H | 67 - 33 | W | 03-04-21 | Drew Wyman | 20 | Reid Harris | 12 |
|------------------|---|---------|---|----------|------------|----|-------------|----|

State Tournament Games - Four Seasons Arena - Great Falls, Montana

| | | | | | | | | |
|---------------------|-----|---------|------|----------|---------------|-----|--------------------|-----|
| 16 Glacier High | FSA | 66 - 38 | W | 03-10-21 | Reid Harris | 19 | Drew Wyman | 13 |
| 17 Capital High | FSA | 61 - 48 | W | 03-11-21 | Cale Gundlach | 15 | Drew Wyman | 14 |
| ----- | FSA | - | ---- | 03-12-21 | ----- | --- | ----- | --- |
| 18 Billings Skyview | FSA | 60 - 62 | L | 03-13-21 | Drew Wyman | 29 | Torgerson / Harris | 14 |

| Scoring Breakdown | G | PtsS - PtsA | Diff |
|------------------------|----|-------------|------|
| Total Games | 18 | 1178 - 821 | 357 |
| Averages & Scor Diff | | 65.4 - 45.6 | 19.8 |
| Conference Games | 14 | 924 - 640 | 284 |
| Averages & Scor Diff | | 66.0 - 45.7 | 20.3 |
| "AA" Non-Conf Games | 0 | 0 - 0 | 0 |
| Averages & Scor Diff | | 0.0 - 0.0 | 0.0 |
| 'Non "AA" Games | 0 | 0 - 0 | 0 |
| Averages & Scor Diff | | 0.0 - 0.0 | 0.0 |
| Divisonal Tournament G | 1 | 67 - 33 | 34 |
| Averages & Scor Diff | | 67.0 - 33.0 | 34.0 |
| State Tournament G | 3 | 187 - 148 | 39 |
| Averages & Scor Diff | | 62.3 - 49.3 | 13.0 |

| Records Summary | Won - Lost | PCT |
|-------------------------------|------------|-------|
| Overall Record | 16 - 2 | .889 |
| Conference Record | 13 - 1 | .929 |
| Home Record | 8 - 0 | 1.000 |
| Away Record | 6 - 1 | .857 |
| Neutral Court Record | 2 - 1 | .667 |
| "AA" Opponents | 16 - 2 | .889 |
| "AA" Non-Conference Opp. | 0 - 0 | .000 |
| Non "AA" Opponents | 0 - 0 | .000 |
| G - 5 or less pts difference | 1 - 2 | .333 |
| G - 6 to 9 pts difference | 1 - 0 | 1.000 |
| G - 10 or more pts difference | 14 - 0 | 1.000 |
| Overtime Games | 0 - 0 | .000 |
| Divisional Tournament Games | 1 - 0 | 1.000 |
| State Tournament Games | 2 - 1 | .667 |

| Coaching Staff / Athletic Trainers / Managers | |
|---|------------------|
| NAME | POSITION |
| Bob Howard | Head Coach |
| Eric Chaon | JV Coach |
| Brendan Howard | Sophomore Coach |
| Jerry Schmitz | Freshman Coach |
| Judi Rowe | Athletic Trainer |
| Zac Conley | Manager |
| Richard Andrews | Manager |
| Ben Otheim | Manager |

| VARSITY / JV ROSTER | | | |
|---------------------|-------------------|------|-----------|
| NUMBER | NAME | HGT | YEAR |
| 00 | Levi Torgerson | 5'10 | Senior |
| 3 | Reed Harris | 6'5 | Sophomore |
| 5 | Cale Gundlach | 5'11 | Junior |
| 10 | Garrett Stone | 6'1 | Junior |
| 11 | Garrett Nelson | 6'0 | Junior |
| 12 | Tarel Rollins | 6'0 | Senior |
| 20 | Rafe Longin | 5'10 | Sophomore |
| 21 | Trenton Olson | 6'3 | Senior |
| 24 | Drew Wyman | 6'5 | Senior |
| 30 | Josh Banderob | 6'2 | Senior |
| 40 | Ryan Krahe | 6'2 | Junior |
| 50 | Hunter Boyd | 5'10 | Senior |
| 13 | CJ Carr | 6'2 | Senior |
| 22 | Ashton Platt | 6'0 | Sophomore |
| 23 | Gatlin Sutherland | 6'2 | Sophomore |
| 5 | Keegan Chenoweth | 5'10 | Junior |
| 10 | Devron Brewer | 6'0 | Junior |
| 21 | Sage Jarvey | 5'10 | Junior |
| 31 | Michael Ortiz | 6'0 | Junior |
| 34 | Keaton Stuckman | 6'4 | Sophomore |
| 44 | Otis Negani | 6'2 | Junior |

All Games Stats

| # | Players Name | G | Pts | Avg | Reb | Avg | Ast | Avg | FG - FGA | Pct | 3P - 3PA | Pct | FT - FTA | Pct | Stl | Avg | Blk | Avg |
|------------------------|----------------|-----------|-------------|-------------|------------|-------------|------------|-------------|------------------|-------------|------------------|-------------|------------------|-------------|------------|------------|-----------|------------|
| 00 | Levi Torgerson | 18 | 247 | 13.7 | 40 | 2.2 | 91 | 5.1 | 78 - 205 | .380 | 52 - 148 | .351 | 38 - 50 | .760 | 53 | 2.9 | 0 | 0.0 |
| 12 | Tarel Rollins | 18 | 126 | 7.0 | 66 | 3.7 | 26 | 1.4 | 46 - 108 | .426 | 23 - 62 | .371 | 11 - 15 | .733 | 24 | 1.3 | 2 | 0.1 |
| 21 | Trenton Olson | 16 | 6 | 0.4 | 8 | 0.5 | 5 | 0.3 | 2 - 18 | .111 | 2 - 17 | .118 | 0 - 2 | .000 | 2 | 0.1 | 2 | 0.1 |
| 24 | Drew Wyman | 18 | 369 | 20.5 | 148 | 8.2 | 41 | 2.3 | 140 - 244 | .574 | 19 - 62 | .306 | 70 - 95 | .737 | 24 | 1.3 | 8 | 0.4 |
| 30 | Josh Banderob | 18 | 37 | 2.1 | 24 | 1.3 | 22 | 1.2 | 13 - 41 | .317 | 7 - 27 | .259 | 4 - 7 | .571 | 3 | 0.2 | 1 | 0.1 |
| 50 | Hunter Boyd | 17 | 17 | 1.0 | 21 | 1.2 | 4 | 0.2 | 8 - 16 | .500 | 1 - 6 | .167 | 0 - 0 | .000 | 1 | 0.1 | 2 | 0.1 |
| 5 | Cale Gundlach | 18 | 83 | 4.6 | 28 | 1.6 | 29 | 1.6 | 28 - 56 | .500 | 13 - 24 | .542 | 14 - 18 | .778 | 13 | 0.7 | 0 | 0.0 |
| 10 | Garrett Stone | 15 | 55 | 3.7 | 34 | 2.3 | 18 | 1.2 | 21 - 50 | .420 | 4 - 24 | .167 | 9 - 20 | .450 | 14 | 0.9 | 0 | 0.0 |
| 11 | Garrett Nelson | 13 | 7 | 0.5 | 3 | 0.2 | 2 | 0.2 | 2 - 3 | .667 | 0 - 0 | .000 | 3 - 6 | .500 | 3 | 0.2 | 1 | 0.1 |
| 40 | Ryan Krahe | 18 | 23 | 1.3 | 56 | 3.1 | 8 | 0.4 | 10 - 19 | .526 | 0 - 0 | .000 | 3 - 11 | .273 | 7 | 0.4 | 4 | 0.2 |
| 3 | Reed Harris | 18 | 202 | 11.2 | 127 | 7.1 | 28 | 1.6 | 74 - 121 | .612 | 10 - 22 | .455 | 44 - 75 | .587 | 21 | 1.2 | 19 | 1.1 |
| 20 | Rafe Longin | 11 | 6 | 0.5 | 1 | 0.1 | 1 | 0.1 | 2 - 4 | .500 | 1 - 3 | .333 | 1 - 1 | 1.000 | 0 | 0.0 | 0 | 0.0 |
| Team Totals | | 18 | 1178 | 65.4 | 556 | 30.9 | 275 | 15.3 | 424 - 884 | .480 | 133 - 400 | .332 | 197 - 300 | .657 | 166 | 9.2 | 38 | 2.1 |
| Opponent Totals | | 18 | 821 | 45.6 | 458 | 25.4 | 189 | 10.5 | 315 - 828 | .380 | 89 - 312 | .285 | 102 - 170 | .600 | 86 | 4.8 | 28 | 1.6 |

Conference Games Stats

| # | Players Name | G | Pts | Avg | Reb | Avg | Ast | Avg | FG - FGA | Pct | 3P - 3PA | Pct | FT - FTA | Pct | Stl | Avg | Blk | Avg |
|------------------------|----------------|-----------|------------|-------------|------------|-------------|------------|-------------|------------------|-------------|------------------|-------------|------------------|-------------|------------|------------|-----------|------------|
| 00 | Levi Torgerson | 14 | 207 | 14.8 | 34 | 2.4 | 74 | 5.3 | 65 - 164 | .396 | 47 - 119 | .395 | 29 - 40 | .725 | 39 | 2.8 | 0 | 0.0 |
| 12 | Tarel Rollins | 14 | 103 | 7.4 | 54 | 3.9 | 18 | 1.3 | 38 - 82 | .463 | 19 - 46 | .413 | 8 - 11 | .727 | 21 | 1.5 | 2 | 0.1 |
| 21 | Trenton Olson | 13 | 6 | 0.5 | 6 | 0.5 | 5 | 0.4 | 2 - 16 | .125 | 2 - 15 | .133 | 0 - 0 | .000 | 0 | 0.0 | 2 | 0.2 |
| 24 | Drew Wyman | 14 | 293 | 20.9 | 117 | 8.4 | 31 | 2.2 | 111 - 193 | .575 | 16 - 52 | .308 | 55 - 73 | .753 | 19 | 1.4 | 7 | 0.5 |
| 30 | Josh Banderob | 14 | 36 | 2.6 | 20 | 1.4 | 16 | 1.1 | 13 - 39 | .333 | 7 - 26 | .269 | 3 - 6 | .500 | 1 | 0.1 | 1 | 0.1 |
| 50 | Hunter Boyd | 13 | 15 | 1.2 | 19 | 1.5 | 4 | 0.3 | 7 - 12 | .583 | 1 - 4 | .250 | 0 - 0 | .000 | 1 | 0.1 | 2 | 0.2 |
| 5 | Cale Gundlach | 14 | 49 | 3.5 | 22 | 1.6 | 21 | 1.5 | 16 - 40 | .400 | 5 - 15 | .333 | 12 - 16 | .750 | 6 | 0.4 | 0 | 0.0 |
| 10 | Garrett Stone | 11 | 43 | 3.9 | 25 | 2.3 | 13 | 1.2 | 17 - 41 | .415 | 4 - 21 | .190 | 5 - 16 | .312 | 12 | 1.1 | 0 | 0.0 |
| 11 | Garrett Nelson | 11 | 5 | 0.5 | 2 | 0.2 | 2 | 0.2 | 1 - 2 | .500 | 0 - 0 | .000 | 3 - 6 | .500 | 3 | 0.3 | 1 | 0.1 |
| 40 | Ryan Krahe | 14 | 19 | 1.4 | 42 | 3.0 | 6 | 0.4 | 8 - 12 | .667 | 0 - 0 | .000 | 3 - 8 | .375 | 5 | 0.4 | 2 | 0.1 |
| 3 | Reed Harris | 14 | 145 | 10.4 | 97 | 6.9 | 21 | 1.5 | 52 - 88 | .591 | 7 - 18 | .389 | 34 - 58 | .586 | 20 | 1.4 | 15 | 1.1 |
| 20 | Rafe Longin | 9 | 3 | 0.3 | 1 | 0.1 | 1 | 0.1 | 1 - 3 | .333 | 1 - 3 | .333 | 0 - 0 | .000 | 0 | 0.0 | 0 | 0.0 |
| Team Totals | | 14 | 924 | 66.0 | 439 | 31.4 | 212 | 15.1 | 331 - 691 | .479 | 110 - 324 | .340 | 152 - 234 | .650 | 127 | 9.1 | 31 | 2.2 |
| Opponent Totals | | 14 | 640 | 45.7 | 368 | 26.3 | 149 | 10.6 | 247 - 663 | .373 | 73 - 261 | .280 | 73 - 119 | .613 | 69 | 4.9 | 25 | 1.8 |

Divisional Tournament Playin Game Stats

| # | Players Name | G | Pts | Avg | Reb | Avg | Ast | Avg | FG - FGA | Pct | 3P - 3PA | Pct | FT - FTA | Pct | Stl | Avg | Blk | Avg |
|------------------------|----------------|----------|-----------|-------------|-----------|-------------|-----------|-------------|----------------|-------------|---------------|-------------|----------------|-------------|----------|------------|----------|------------|
| 00 | Levi Torgerson | 1 | 11 | 11.0 | 3 | 3.0 | 3 | 3.0 | 3 - 12 | .250 | 3 - 11 | .273 | 2 - 2 | 1.000 | 1 | 1.0 | 0 | 0.0 |
| 12 | Tarel Rollins | 1 | 9 | 9.0 | 5 | 5.0 | 3 | 3.0 | 3 - 7 | .429 | 1 - 3 | .333 | 2 - 2 | 1.000 | 1 | 1.0 | 0 | 0.0 |
| 21 | Trenton Olson | 2 | 0 | 0.0 | 1 | 0.5 | 0 | 0.0 | 0 - 0 | .000 | 0 - 0 | .000 | 0 - 2 | .000 | 0 | 0.0 | 0 | 0.0 |
| 24 | Drew Wyman | 1 | 20 | 20.0 | 11 | 11.0 | 1 | 1.0 | 8 - 12 | .667 | 1 - 1 | 1.000 | 3 - 6 | .500 | 0 | 0.0 | 0 | 0.0 |
| 30 | Josh Banderob | 1 | 1 | 1.0 | 2 | 2.0 | 5 | 5.0 | 0 - 1 | .000 | 0 - 0 | .000 | 1 - 1 | 1.000 | 1 | 1.0 | 0 | 0.0 |
| 50 | Hunter Boyd | 1 | 0 | 0.0 | 1 | 1.0 | 0 | 0.0 | 0 - 2 | .000 | 0 - 1 | .000 | 0 - 0 | .000 | 0 | 0.0 | 0 | 0.0 |
| 5 | Cale Gundlach | 1 | 7 | 7.0 | 2 | 2.0 | 1 | 1.0 | 2 - 3 | .667 | 1 - 2 | .500 | 2 - 2 | 1.000 | 2 | 2.0 | 0 | 0.0 |
| 10 | Garrett Stone | 1 | 4 | 4.0 | 4 | 4.0 | 4 | 4.0 | 2 - 5 | .400 | 0 - 1 | .000 | 0 - 0 | .000 | 0 | 0.0 | 0 | 0.0 |
| 11 | Garrett Nelson | 1 | 0 | 0.0 | 0 | 0.0 | 0 | 0.0 | 0 - 0 | .000 | 0 - 0 | .000 | 0 - 0 | .000 | 0 | 0.0 | 0 | 0.0 |
| 40 | Ryan Krahe | 1 | 2 | 2.0 | 6 | 6.0 | 1 | 1.0 | 1 - 4 | .250 | 0 - 0 | .000 | 0 - 0 | .000 | 1 | 1.0 | 0 | 0.0 |
| 3 | Reed Harris | 1 | 12 | 12.0 | 7 | 7.0 | 2 | 2.0 | 6 - 10 | .600 | 0 - 0 | .000 | 0 - 0 | .000 | 0 | 0.0 | 1 | 1.0 |
| 20 | Rafe Longin | 1 | 1 | 1.0 | 0 | 0.0 | 0 | 0.0 | 0 - 0 | .000 | 0 - 0 | .000 | 1 - 1 | 1.000 | 0 | 0.0 | 0 | 0.0 |
| Team Totals | | 1 | 67 | 67.0 | 42 | 42.0 | 20 | 20.0 | 25 - 56 | .446 | 6 - 19 | .316 | 11 - 16 | .687 | 6 | 6.0 | 1 | 1.0 |
| Opponent Totals | | 1 | 33 | 33.0 | 18 | 18.0 | 7 | 7.0 | 12 - 39 | .308 | 4 - 14 | .286 | 5 - 14 | .357 | 4 | 4.0 | 0 | 0.0 |

State Tournament Games Stats

| # | Players Name | G | Pts | Avg | Reb | Avg | Ast | Avg | FG - FGA | Pct | 3P - 3PA | Pct | FT - FTA | Pct | Stl | Avg | Blk | Avg |
|------------------------|----------------|----------|------------|-------------|-----------|-------------|-----------|-------------|-----------------|-------------|----------------|-------------|----------------|-------------|-----------|-------------|----------|------------|
| 00 | Levi Torgerson | 3 | 29 | 9.7 | 3 | 1.0 | 14 | 4.7 | 10 - 29 | .345 | 2 - 18 | .111 | 7 - 8 | .875 | 13 | 4.3 | 0 | 0.0 |
| 12 | Tarel Rollins | 3 | 14 | 4.7 | 7 | 2.3 | 5 | 1.7 | 5 - 19 | .263 | 3 - 13 | .231 | 1 - 2 | .500 | 2 | 0.7 | 0 | 0.0 |
| 21 | Trenton Olson | 1 | 0 | 0.0 | 1 | 1.0 | 0 | 0.0 | 0 - 2 | .000 | 0 - 2 | .000 | 0 - 0 | .000 | 2 | 2.0 | 0 | 0.0 |
| 24 | Drew Wyman | 3 | 56 | 18.7 | 20 | 6.7 | 9 | 3.0 | 21 - 39 | .538 | 2 - 9 | .222 | 12 - 16 | .750 | 5 | 1.7 | 1 | 0.3 |
| 30 | Josh Banderob | 3 | 0 | 0.0 | 2 | 0.7 | 1 | 0.3 | 0 - 1 | .000 | 0 - 1 | .000 | 0 - 0 | .000 | 1 | 0.3 | 0 | 0.0 |
| 50 | Hunter Boyd | 3 | 2 | 0.7 | 1 | 0.3 | 0 | 0.0 | 1 - 2 | .500 | 0 - 1 | .000 | 0 - 0 | .000 | 0 | 0.0 | 0 | 0.0 |
| 5 | Cale Gundlach | 3 | 27 | 9.0 | 4 | 1.3 | 7 | 2.3 | 10 - 13 | .769 | 7 - 7 | 1.000 | 0 - 0 | .000 | 5 | 1.7 | 0 | 0.0 |
| 10 | Garrett Stone | 3 | 8 | 2.7 | 5 | 1.7 | 1 | 0.3 | 2 - 4 | .500 | 0 - 2 | .000 | 4 - 4 | 1.000 | 2 | 0.7 | 0 | 0.0 |
| 11 | Garrett Nelson | 1 | 2 | 2.0 | 1 | 1.0 | 0 | 0.0 | 1 - 1 | 1.000 | 0 - 0 | .000 | 0 - 0 | .000 | 0 | 0.0 | 0 | 0.0 |
| 40 | Ryan Krahe | 3 | 2 | 0.7 | 8 | 2.7 | 1 | 0.3 | 1 - 3 | .333 | 0 - 0 | .000 | 0 - 3 | .000 | 1 | 0.3 | 2 | 0.7 |
| 3 | Reed Harris | 3 | 45 | 15.0 | 23 | 7.7 | 5 | 1.7 | 16 - 23 | .696 | 3 - 4 | .750 | 10 - 17 | .588 | 1 | 0.3 | 3 | 1.0 |
| 20 | Rafe Longin | 1 | 2 | 2.0 | 0 | 0.0 | 0 | 0.0 | 1 - 1 | 1.000 | 0 - 0 | .000 | 0 - 0 | .000 | 0 | 0.0 | 0 | 0.0 |
| Team Totals | | 3 | 187 | 62.3 | 75 | 25.0 | 43 | 14.3 | 68 - 137 | .496 | 17 - 57 | .298 | 34 - 50 | .680 | 33 | 11.0 | 6 | 2.0 |
| Opponent Totals | | 3 | 148 | 49.3 | 72 | 24.0 | 33 | 11.0 | 56 - 126 | .444 | 12 - 37 | .324 | 24 - 37 | .649 | 13 | 4.3 | 3 | 1.0 |



Bison bid farewell to 6 seniors



Tarel Rollins



Josh Banderob



Trenton Olson



Hunter Boyd



Drew Wyman



Levi Torgerson



Back row (L-R): Ryan Krahe - Drew Wyman - Reid Harris - CJ Carr - Trenton Olson

Middle row (L-R): Hunter Boyd - Otis Negani - Garrett Nelson - Keaton Stuckman
 Gatlin Sutherland - Josh Banderob - Tarel Rollins - Garrett Stone (not pictured)

Front row (L-R): Devron Brewer - Ashton Platt - Levi Torgerson - Gabe Longin - Cale Gundlach - Keegan Chenowith



Bob Howard
 Head Coach
 Great Falls High Bison




Assistant Coaches



Eric Chaon
 JV



Brendan Howard
 Sophomore



Jerry Schmitz
 Freshman



Bison boys basketball pictures courtesy of

Photo Solutions - Stacy Bollich

<http://photosolutionsmt.com/>



Great Falls High - 62
Belgrade High - 20



Game - 1 01-05-21 Conference at Belgrade High

| | | | | | |
|------------------|-----|-------------|-----|----|--------------------------------|
| Great Falls High | --- | 17-20-13-12 | --- | 62 | Basketball Boxscore |
| Belgrade High | --- | 2-2-14-2 | --- | 20 | |

Great Falls High Bison (1-0, 1-0)

| Player | FG | 3PT | FT | Pts | Reb | Ast | Stl | Blk |
|----------------|--------------|-------------|------------|-----------|-----------|-----------|-----------|----------|
| Drew Wyman | 9-15 | 1-4 | 2-3 | 21 | 5 | --- | 3 | --- |
| Levi Torgerson | 7-14 | 4-10 | --- | 18 | 5 | 6 | 3 | --- |
| Reed Harris | 4-6 | 0-1 | 2-4 | 10 | 8 | 3 | --- | 1 |
| Tarel Rollins | 3-8 | 0-3 | --- | 6 | 3 | 1 | --- | --- |
| Rafe Longin | 1-1 | 1-1 | --- | 3 | --- | --- | --- | --- |
| Josh Banderob | 1-2 | 0-1 | --- | 2 | 1 | 1 | --- | --- |
| Hunter Boyd | 1-1 | --- | --- | 2 | 3 | --- | 1 | --- |
| Cale Gundlach | 0-3 | 0-2 | --- | --- | 1 | 3 | 4 | --- |
| Ryan Krahe | --- | --- | --- | --- | 3 | --- | 1 | --- |
| Trenton Olson | 0-4 | 0-4 | --- | --- | 1 | --- | --- | --- |
| Garrett Nelson | --- | --- | --- | --- | --- | 1 | --- | --- |
| Totals | 26-54 | 6-26 | 4-7 | 62 | 30 | 15 | 12 | 1 |

Belgrade High Panthers (0-1, 0-1)

| Player | FG | 3PT | FT | Pts | Reb | Ast | Stl | Blk |
|-----------------|-------------|-------------|------------|-----------|-----------|----------|----------|----------|
| Wyatt Russell | 3-8 | 1-2 | --- | 7 | 4 | --- | --- | --- |
| Sage Smart | 3-6 | --- | --- | 6 | 5 | --- | --- | --- |
| Ta'Veus Randle | 2-10 | 1-4 | --- | 5 | 4 | --- | 2 | 2 |
| Tyler Gordon | 1-2 | 0-1 | --- | 2 | 1 | 1 | --- | --- |
| Austin Spangler | 0-2 | --- | --- | --- | 6 | --- | 1 | --- |
| Taylor T'vedt | 0-1 | --- | --- | --- | 1 | --- | --- | --- |
| Wyatt Lambeth | 0-2 | --- | --- | --- | --- | --- | --- | --- |
| Hunter Simon | 0-2 | 0-2 | --- | --- | --- | 1 | 2 | --- |
| Kade Schlauch | 0-5 | 0-5 | --- | --- | 1 | --- | --- | --- |
| Asher Feddes | 0-1 | 0-1 | --- | --- | --- | --- | --- | --- |
| Jerom Rodgers | --- | --- | --- | --- | --- | --- | --- | --- |
| Jayden Whitman | --- | --- | --- | --- | --- | --- | --- | --- |
| Totals | 9-39 | 2-15 | 0-0 | 20 | 22 | 2 | 5 | 2 |



Great Falls High - 61
C. M. Russell - 34



Game - 3 01-14-21 Conference at C. M. Russell

| | | | | | |
|------------------|-----|-----------|-----|----|--------------------------------|
| Great Falls High | --- | 9-16-17-0 | --- | 61 | Basketball Boxscore |
| C. M. Russell | --- | 13-4-7-0 | --- | 34 | |

Great Falls High Bison (3-0, 3-0)

| Player | FG | 3PT | FT | Pts | Reb | Ast | Stl | Blk |
|----------------|--------------|-------------|--------------|-----------|-----------|-----------|-----------|----------|
| Drew Wyman | 7-13 | 0-2 | 5-9 | 19 | 11 | 3 | 1 | 2 |
| Reed Harris | 3-9 | 0-2 | 6-8 | 12 | 10 | --- | --- | --- |
| Levi Torgerson | 3-14 | 2-10 | 3-4 | 11 | --- | 4 | 3 | --- |
| Tarel Rollins | 4-7 | 1-3 | 2-2 | 11 | 3 | --- | 4 | --- |
| Cale Gundlach | 1-1 | --- | 1-2 | 3 | --- | --- | 1 | --- |
| Hunter Boyd | 1-2 | --- | --- | 2 | 5 | 1 | --- | --- |
| Garrett Stone | 1-3 | 0-2 | --- | 2 | 2 | --- | 3 | --- |
| Garrett Nelson | --- | --- | 1-2 | 1 | --- | --- | 1 | --- |
| Josh Banderob | 0-2 | 0-2 | --- | --- | 2 | --- | --- | --- |
| Ryan Krahe | 0-1 | --- | --- | --- | 5 | 1 | 1 | 1 |
| Trenton Olson | 0-2 | 0-1 | --- | --- | 1 | 1 | --- | --- |
| Totals | 20-54 | 3-22 | 18-27 | 61 | 39 | 10 | 14 | 3 |

C. M. Russell Rustlers (1-2, 1-2)

| Player | FG | 3PT | FT | Pts | Reb | Ast | Stl | Blk |
|-----------------------|--------------|-------------|-------------|-----------|-----------|-----------|----------|----------|
| Raef Newbrough | 4-9 | 1-3 | 1-2 | 10 | 1 | 3 | 1 | --- |
| Cole Taylor | 3-8 | 0-1 | --- | 6 | 9 | 2 | 1 | --- |
| Rogan Barnwell | 2-9 | 1-6 | --- | 5 | 7 | 1 | --- | 1 |
| Daniel Botti-Anderson | 2-2 | --- | --- | 4 | --- | --- | --- | --- |
| Tristen Suden | 1-4 | 0-1 | 2-2 | 4 | 2 | --- | 1 | --- |
| Trey Wasson | 1-6 | 0-4 | --- | 2 | 1 | 3 | 1 | --- |
| Ben Skaer | 1-2 | --- | 0-2 | 2 | 3 | --- | --- | 1 |
| Jackson Senter | 0-2 | --- | 1-4 | 1 | 5 | 1 | 1 | 1 |
| Kyler Kralich | 0-3 | 0-1 | 0-1 | --- | 1 | --- | --- | 1 |
| Tyson Wheeler | 0-3 | 0-3 | --- | --- | --- | --- | --- | --- |
| Steven Nguyen | --- | --- | --- | --- | --- | 1 | --- | --- |
| Kaiden Wicks | --- | --- | --- | --- | --- | --- | --- | --- |
| Totals | 14-48 | 2-19 | 4-11 | 34 | 29 | 11 | 5 | 4 |



Great Falls High - 62
Billings Senior - 56



Game - 2 01-09-21 Conference at Great Falls High

| | | | | | |
|------------------|-----|-------------|-----|----|--------------------------------|
| Great Falls High | --- | 18-7-13-24 | --- | 62 | Basketball Boxscore |
| Billings Senior | --- | 11-16-13-16 | --- | 56 | |

Billings Senior Broncs (1-1, 1-1)

| Player | FG | 3PT | FT | Pts | Reb | Ast | Stl | Blk |
|------------------|--------------|--------------|------------|-----------|-----------|-----------|----------|----------|
| Junior Bergen | 8-19 | 1-5 | 0-2 | 17 | 6 | 5 | --- | 2 |
| Jackson Burckley | 5-13 | 5-9 | 2-2 | 17 | 10 | 3 | --- | 2 |
| Bubba Bergen | 3-6 | 2-4 | --- | 8 | 2 | --- | --- | --- |
| Reagan Walker | 2-6 | 2-4 | 1-2 | 7 | 5 | 1 | --- | 1 |
| Liam Romei | 2-5 | 0-2 | 1-1 | 5 | 4 | 1 | --- | --- |
| Taylor Ronish | 1-2 | 0-1 | 0-1 | 2 | 3 | 1 | --- | 1 |
| Ethan Wynia | --- | --- | --- | --- | 1 | 4 | --- | --- |
| Totals | 21-51 | 10-25 | 4-8 | 56 | 31 | 15 | 0 | 6 |

Great Falls High Bison (2-0, 2-0)

| Player | FG | 3PT | FT | Pts | Reb | Ast | Stl | Blk |
|----------------|--------------|-------------|--------------|-----------|-----------|-----------|----------|----------|
| Drew Wyman | 7-17 | 0-6 | 2-4 | 16 | 8 | 1 | 1 | 1 |
| Levi Torgerson | 3-10 | 3-9 | 6-7 | 15 | 4 | 8 | 3 | --- |
| Tarel Rollins | 4-9 | 4-8 | --- | 12 | 3 | 2 | 1 | --- |
| Reed Harris | 3-7 | 0-2 | 4-8 | 10 | 7 | 2 | 1 | 1 |
| Ryan Krahe | 2-2 | --- | 0-1 | 4 | 4 | 1 | 1 | --- |
| Josh Banderob | 1-3 | 1-2 | --- | 3 | 1 | 2 | --- | --- |
| Cale Gundlach | 0-2 | 0-1 | 2-2 | 2 | 1 | --- | --- | --- |
| Trenton Olson | --- | --- | --- | --- | --- | --- | --- | --- |
| Hunter Boyd | --- | --- | --- | --- | --- | --- | --- | --- |
| Totals | 20-50 | 8-28 | 14-22 | 62 | 28 | 16 | 7 | 2 |



Great Falls High - 87
Gallatin High - 45



Game - 4 01-21-21 Conference at Great Falls High

| | | | | | |
|------------------|-----|-------------|-----|----|--------------------------------|
| Great Falls High | --- | 27-21-16-23 | --- | 87 | Basketball Boxscore |
| Gallatin High | --- | 9-6-18-12 | --- | 45 | |

Bozeman Gallatin High Raptors (1-3, 1-3)

| Player | FG | 3PT | FT | Pts | Reb | Ast | Stl | Blk |
|------------------|--------------|-------------|------------|-----------|-----------|-----------|----------|----------|
| Garrett Dahlke | 3-10 | 1-6 | 3-3 | 10 | 3 | 7 | 2 | 1 |
| Tyler Nansel | 3-10 | 0-2 | 3-3 | 9 | 5 | 2 | --- | 1 |
| Rylan Schlepp | 4-8 | --- | 0-2 | 8 | 6 | --- | 1 | --- |
| Eli Hunter | 3-9 | 1-5 | --- | 7 | 4 | --- | 1 | --- |
| Evan Cherry | 2-3 | --- | --- | 4 | 2 | 2 | --- | --- |
| Logan Springer | 1-4 | 1-2 | --- | 3 | 2 | --- | --- | --- |
| Ayden Schonhoff | 1-3 | 0-2 | --- | 2 | 2 | --- | 1 | --- |
| Nolan Gyselman | 1-2 | --- | --- | 2 | 3 | 2 | --- | 1 |
| Colton Schindler | 0-2 | 0-2 | --- | --- | 1 | --- | --- | --- |
| Sully Luckay | 0-1 | --- | --- | --- | --- | --- | --- | --- |
| Totals | 18-52 | 3-19 | 6-8 | 45 | 28 | 13 | 5 | 3 |

Great Falls High Bison (4-0, 4-0)

| Player | FG | 3PT | FT | Pts | Reb | Ast | Stl | Blk |
|----------------|--------------|--------------|-------------|-----------|-----------|-----------|-----------|----------|
| Drew Wyman | 10-14 | 3-5 | 1-1 | 24 | 9 | 4 | 3 | 1 |
| Levi Torgerson | 4-8 | 4-7 | --- | 12 | 1 | 4 | 1 | --- |
| Tarel Rollins | 4-7 | 3-4 | --- | 11 | 3 | 1 | 1 | --- |
| Garrett Stone | 5-10 | 0-4 | 0-5 | 10 | 6 | 2 | 4 | --- |
| Josh Banderob | 2-4 | 2-4 | 3-5 | 9 | 1 | --- | --- | --- |
| Reed Harris | 3-5 | --- | --- | 6 | 4 | 7 | 3 | 2 |
| Trenton Olson | 2-4 | 2-4 | --- | 6 | 2 | 1 | --- | 1 |
| Hunter Boyd | 2-4 | 1-3 | --- | 5 | 4 | 1 | --- | --- |
| Cale Gundlach | 1-1 | --- | --- | 2 | --- | 1 | --- | --- |
| Ryan Krahe | 1-1 | --- | --- | 2 | 3 | --- | --- | --- |
| Garrett Nelson | --- | --- | --- | --- | --- | --- | 1 | --- |
| Rafe Longin | --- | --- | --- | --- | --- | --- | --- | --- |
| Totals | 34-58 | 15-31 | 4-11 | 87 | 33 | 20 | 13 | 4 |



Bozeman High - 79
Great Falls High - 76



Game - 5 01-23-21 Conference at Bozeman High

| | | | | | |
|------------------|-----|-------------|-----|----|--------------------------------|
| Bozeman High | --- | 27-13-19-20 | --- | 79 | Basketball Boxscore |
| Great Falls High | --- | 17-21-16-22 | --- | 76 | |

Great Falls High Bison (4-1, 4-1)

| Player | FG | 3PT | FT | Pts | Reb | Ast | Stl | Blk |
|----------------|--------------|-------------|--------------|-----------|-----------|-----------|----------|----------|
| Drew Wyman | 11-15 | 2-4 | 4-6 | 28 | 9 | 3 | 1 | --- |
| Levi Torgerson | 8-20 | 5-15 | 2-2 | 23 | 1 | 7 | 3 | --- |
| Reed Harris | 4-9 | 0-2 | 1-4 | 9 | 6 | 1 | --- | 3 |
| Garrett Stone | 4-7 | 0-3 | --- | 8 | 4 | 2 | 1 | --- |
| Josh Banderob | 2-5 | 1-4 | --- | 5 | 2 | 2 | --- | --- |
| Ryan Krahe | --- | --- | 3-5 | 3 | 2 | 1 | --- | --- |
| Tarel Rollins | 0-4 | 0-1 | --- | --- | 4 | 1 | 2 | --- |
| Cale Gundlach | 0-2 | --- | --- | --- | 2 | 1 | --- | --- |
| Totals | 29-62 | 8-29 | 10-17 | 76 | 30 | 18 | 7 | 3 |

Bozeman High Hawks (4-1, 4-1)

| Player | FG | 3PT | FT | Pts | Reb | Ast | Stl | Blk |
|-------------------|--------------|--------------|--------------|-----------|-----------|-----------|----------|----------|
| Jackson Basye | 7-8 | 5-6 | 1-1 | 20 | 9 | 1 | 1 | --- |
| Bryson Zanto | 3-9 | 3-7 | 6-7 | 15 | 2 | 6 | 1 | --- |
| Ty Huse | 4-9 | 1-1 | 4-5 | 13 | 4 | 3 | 1 | --- |
| Brady Lang | 1-3 | 0-2 | 5-6 | 7 | 2 | 1 | --- | --- |
| Trent Rogers | 2-5 | 1-3 | 1-2 | 6 | 1 | 1 | --- | --- |
| Kendall Stromberg | 2-2 | 2-2 | --- | 6 | --- | --- | --- | --- |
| Tucker Macbeth | 2-7 | --- | 1-2 | 5 | 1 | 1 | --- | --- |
| Padraig Lang | 1-1 | 1-1 | --- | 3 | 1 | --- | --- | --- |
| Tanner Weppler | 1-1 | --- | --- | 2 | 2 | 1 | --- | 1 |
| Luke Smith | 1-3 | --- | --- | 2 | --- | --- | 1 | --- |
| Totals | 24-48 | 13-22 | 18-23 | 79 | 22 | 14 | 4 | 1 |



Great Falls High - 51
Billings West - 48



Game - 7 01-30-21 Conference at Billings West

| | | | | | |
|------------------|-----|-------------|-----|----|--------------------------------|
| Great Falls High | --- | 19-10-12-10 | --- | 51 | Basketball Boxscore |
| Billings West | --- | 7-10-18-13 | --- | 48 | |

Great Falls High Bison (6-1, 6-1)

| Player | FG | 3PT | FT | Pts | Reb | Ast | Stl | Blk |
|----------------|--------------|-------------|--------------|-----------|-----------|-----------|----------|----------|
| Reed Harris | 5-7 | 2-2 | 3-7 | 15 | 6 | 1 | 2 | 1 |
| Levi Torgerson | 4-8 | 3-5 | 1-5 | 12 | 2 | 1 | 5 | --- |
| Tarel Rollins | 4-7 | 1-1 | 1-2 | 10 | 9 | --- | 1 | --- |
| Garrett Stone | 2-2 | 1-1 | 2-6 | 7 | 2 | 3 | 1 | --- |
| Drew Wyman | 2-10 | 0-3 | 1-2 | 5 | 8 | 3 | --- | --- |
| Cale Gundlach | 0-1 | --- | 2-2 | 2 | 1 | --- | --- | --- |
| Trenton Olson | 0-1 | 0-1 | --- | --- | --- | --- | --- | --- |
| Josh Banderob | 0-2 | --- | --- | --- | --- | 1 | --- | --- |
| Hunter Boyd | --- | --- | --- | --- | --- | 1 | --- | --- |
| Ryan Krahe | --- | --- | --- | --- | --- | --- | --- | --- |
| Totals | 17-38 | 7-12 | 10-24 | 51 | 28 | 10 | 9 | 1 |

Billings West Golden Bears (3-4, 3-4)

| Player | FG | 3PT | FT | Pts | Reb | Ast | Stl | Blk |
|------------------|--------------|-------------|------------|-----------|-----------|-----------|----------|----------|
| Sam Phillips | 5-6 | 5-6 | --- | 15 | 1 | --- | --- | --- |
| Teagan Mallowney | 5-15 | 1-3 | 2-2 | 13 | 6 | 4 | 3 | --- |
| Gabe Hatler | 2-7 | 1-5 | 1-1 | 6 | 2 | 2 | --- | --- |
| Payton Williams | 2-4 | 0-1 | --- | 4 | 3 | 1 | 1 | --- |
| Neil Daly | 2-11 | 0-1 | --- | 4 | 8 | 3 | --- | --- |
| Caden Dowler | 1-2 | 0-1 | --- | 2 | 2 | 1 | 1 | --- |
| Zach Erbacher | 1-4 | 0-1 | --- | 2 | 4 | --- | 1 | --- |
| Paul Brott | 0-3 | --- | 2-4 | 2 | 9 | --- | --- | --- |
| Cooper Tyson | --- | --- | --- | --- | 1 | 1 | --- | --- |
| Taco Dowler | --- | --- | --- | --- | --- | --- | --- | --- |
| Totals | 18-52 | 7-18 | 5-7 | 48 | 36 | 12 | 6 | 0 |



Great Falls High - 66
Billings Skyview - 54



Game - 6 01-28-21 Conference at Great Falls High

| | | | | | |
|------------------|-----|-------------|-----|----|--------------------------------|
| Great Falls High | --- | 17-9-24-16 | --- | 66 | Basketball Boxscore |
| Billings Skyview | --- | 15-13-16-10 | --- | 54 | |

Billings Skyview Falcons (4-2, 4-2)

| Player | FG | 3PT | FT | Pts | Reb | Ast | Stl | Blk |
|-----------------|--------------|-------------|------------|-----------|-----------|-----------|----------|----------|
| Ky Kouba | 11-24 | 2-11 | --- | 24 | 12 | 2 | 2 | --- |
| Camron Ketchum | 6-16 | 2-6 | 0-2 | 14 | 8 | 2 | --- | --- |
| Abe Seybert | 4-6 | --- | 0-1 | 8 | 3 | 5 | 3 | --- |
| Trett Moseman | 2-3 | 0-1 | --- | 4 | 1 | --- | --- | --- |
| Connor Chase | 1-2 | 0-1 | --- | 2 | --- | --- | --- | --- |
| Levi Johnson | 1-2 | --- | --- | 2 | 5 | 1 | 4 | --- |
| Brooks Nelson | 0-2 | --- | --- | --- | --- | --- | --- | 1 |
| Jackson Willems | --- | --- | --- | --- | 2 | --- | --- | --- |
| Rhyse Owens | --- | --- | --- | --- | --- | --- | 1 | --- |
| Totals | 25-55 | 4-19 | 0-3 | 54 | 31 | 11 | 9 | 1 |

Great Falls High Bison (5-1, 5-1)

| Player | FG | 3PT | FT | Pts | Reb | Ast | Stl | Blk |
|----------------|--------------|--------------|--------------|-----------|-----------|-----------|-----------|----------|
| Drew Wyman | 6-13 | 3-5 | 5-8 | 20 | 5 | 3 | 2 | --- |
| Levi Torgerson | 4-9 | 4-6 | 2-2 | 14 | 4 | 5 | 3 | --- |
| Reed Harris | 4-7 | 0-1 | 5-8 | 13 | 8 | 1 | --- | --- |
| Cale Gundlach | 4-6 | 1-2 | --- | 9 | 2 | --- | --- | --- |
| Hunter Boyd | 2-2 | --- | --- | 4 | 1 | --- | --- | 1 |
| Tarel Rollins | 1-3 | 1-3 | --- | 3 | 2 | 2 | 4 | --- |
| Josh Banderob | 1-2 | 1-2 | --- | 3 | 2 | 1 | --- | --- |
| Garrett Stone | 0-2 | --- | --- | --- | --- | 1 | 1 | --- |
| Garrett Nelson | --- | --- | 0-2 | --- | --- | --- | --- | --- |
| Ryan Krahe | --- | --- | --- | --- | 1 | 1 | --- | --- |
| Trenton Olson | --- | --- | --- | --- | 1 | --- | --- | --- |
| Rafe Longin | --- | --- | --- | --- | --- | --- | --- | --- |
| Totals | 22-44 | 10-19 | 12-20 | 66 | 26 | 14 | 10 | 1 |



Great Falls High - 79
Belgrade High - 57



Game - 8 02-04-21 Conference at Great Falls High

| | | | | | |
|------------------|-----|-------------|-----|----|--------------------------------|
| Great Falls High | --- | 13-23-21-22 | --- | 79 | Basketball Boxscore |
| Belgrade High | --- | 10-19-15-13 | --- | 57 | |

Belgrade High Panthers (1-7, 1-7)

| Player | FG | 3PT | FT | Pts | Reb | Ast | Stl | Blk |
|-----------------|--------------|-------------|------------|-----------|-----------|-----------|----------|----------|
| Ta'Veus Randle | 12-33 | 6-23 | 7-8 | 37 | 7 | 2 | 5 | 1 |
| Wyatt Russell | 4-16 | 0-6 | 0-1 | 8 | 5 | 3 | --- | --- |
| Kade Schlauch | 2-5 | 1-4 | --- | 5 | 8 | 2 | --- | 1 |
| Sage Smart | 2-2 | --- | --- | 4 | 4 | 1 | 1 | --- |
| Hunter Simon | 1-1 | 1-1 | --- | 3 | 2 | 1 | --- | --- |
| Austin Spangler | 0-1 | --- | --- | --- | 6 | 1 | --- | --- |
| Jayden Whitman | 0-1 | --- | --- | --- | 2 | --- | --- | --- |
| Tyler Gordon | --- | --- | --- | --- | --- | 1 | --- | --- |
| Totals | 21-59 | 8-34 | 7-9 | 57 | 34 | 11 | 6 | 2 |

Great Falls High Bison (7-1, 7-1)

| Player | FG | 3PT | FT | Pts | Reb | Ast | Stl | Blk |
|----------------|--------------|-------------|--------------|-----------|-----------|-----------|----------|----------|
| Levi Torgerson | 7-14 | 5-12 | 4-4 | 23 | 1 | 3 | 3 | --- |
| Drew Wyman | 9-17 | 0-3 | 4-4 | 22 | 12 | 2 | 1 | --- |
| Reed Harris | 3-4 | --- | 4-4 | 10 | 6 | 2 | --- | --- |
| Tarel Rollins | 4-7 | 1-3 | --- | 9 | 2 | 3 | 2 | --- |
| Josh Banderob | 3-6 | 1-3 | --- | 7 | 4 | 1 | --- | --- |
| Cale Gundlach | 2-3 | 1-2 | 1-2 | 6 | 3 | 1 | --- | --- |
| Garrett Nelson | --- | --- | 2-2 | 2 | 1 | --- | --- | --- |
| Garrett Stone | 0-2 | 0-2 | --- | --- | 3 | 1 | --- | --- |
| Trenton Olson | 0-2 | 0-2 | --- | --- | --- | 2 | --- | --- |
| Ryan Krahe | --- | --- | --- | --- | 3 | --- | --- | --- |
| Hunter Boyd | --- | --- | --- | --- | 3 | --- | --- | --- |
| Rafe Longin | --- | --- | --- | --- | 1 | --- | --- | --- |
| Totals | 28-55 | 8-27 | 15-16 | 79 | 39 | 15 | 6 | 0 |



Great Falls High - 74
C. M. Russell - 39



Game - 9 02-09-21 Conference at Great Falls High

| | | | | | |
|------------------|-----|-------------------|-----|----|--------------------------------|
| Great Falls High | --- | 28 - 14 - 18 - 14 | --- | 74 | Basketball Boxscore |
| C. M. Russell | --- | 13 - 12 - 7 - 7 | --- | 39 | |

C. M. Russell Rustlers (1-8, 1-8)

| Player | FG | 3PT | FT | Pts | Reb | Ast | Stl | Blk |
|-----------------------|--------------|-------------|-------------|-----------|-----------|-----------|----------|----------|
| Rogan Barnwell | 5-8 | 1-2 | 1-2 | 12 | 4 | 1 | --- | --- |
| Raef Newbrough | 3-5 | 2-4 | 1-4 | 9 | 1 | 3 | 1 | --- |
| Derek Rothwell | 3-3 | --- | --- | 7 | 1 | --- | --- | --- |
| Tyson Wheeler | 1-3 | 1-1 | --- | 3 | 1 | 1 | 1 | --- |
| Kyler Kralich | 1-2 | 1-2 | --- | 3 | --- | --- | --- | --- |
| Trey Wasson | 1-7 | 0-2 | --- | 2 | 1 | 2 | --- | --- |
| Tristen Suden | 1-2 | 0-1 | --- | 2 | 1 | 1 | --- | --- |
| Cole Taylor | 0-3 | --- | 1-2 | 1 | 2 | 1 | 1 | --- |
| Steven Nguyen | 0-3 | 0-3 | 0-3 | --- | --- | 1 | 1 | --- |
| Kaiden Wicks | --- | --- | --- | --- | 2 | 1 | --- | --- |
| Brynn Livingston | 0-1 | 0-1 | 0-1 | --- | --- | --- | --- | --- |
| Ben Skaer | 0-1 | --- | --- | --- | 1 | 1 | --- | --- |
| Daniel Botti-Anderson | --- | --- | --- | --- | --- | --- | --- | --- |
| Totals | 15-38 | 5-16 | 3-12 | 39 | 14 | 12 | 4 | 0 |

Great Falls High Bison (8-1, 8-1)

| Player | FG | 3PT | FT | Pts | Reb | Ast | Stl | Blk |
|----------------------|--------------|-------------|--------------|-----------|-----------|-----------|-----------|----------|
| Drew Wyman | 10-13 | 1-3 | 8-9 | 29 | 11 | 4 | 4 | --- |
| Reed Harris | 6-7 | --- | 2-4 | 14 | 6 | 2 | 2 | 1 |
| Levi Torgerson | 4-8 | 3-6 | 1-2 | 12 | 3 | 6 | 3 | --- |
| Cale Gundlach | 3-5 | 1-2 | 1-2 | 8 | 2 | 2 | --- | --- |
| Tarel Rollins | 3-5 | 1-2 | 1-2 | 8 | 1 | 1 | 3 | --- |
| Ryan Krahe | 1-1 | --- | --- | 2 | 2 | --- | --- | --- |
| Garrett Stone | 0-2 | 0-1 | 1-2 | 1 | 3 | --- | --- | --- |
| Rafe Longin | 0-1 | 0-1 | --- | --- | --- | --- | --- | --- |
| Josh Banderob | 0-2 | 0-1 | --- | --- | 1 | 4 | 1 | --- |
| Hunter Boyd | --- | --- | --- | --- | 1 | --- | --- | --- |
| T. Olson / G. Nelson | --- | --- | --- | --- | --- | --- | --- | --- |
| Totals | 27-44 | 6-16 | 14-21 | 74 | 30 | 19 | 13 | 1 |



Great Falls High - 70
Bozeman High - 33



Game - 11 02-20-21 Conference at Great Falls High

| | | | | | |
|------------------|-----|-------------------|-----|----|--------------------------------|
| Great Falls High | --- | 23 - 16 - 17 - 14 | --- | 70 | Basketball Boxscore |
| Bozeman High | --- | 6 - 8 - 8 - 11 | --- | 33 | |

Bozeman High Hawks (9-3, -3)

| Player | FG | 3PT | FT | Pts | Reb | Ast | Stl | Blk |
|-------------------|--------------|-------------|------------|-----------|-----------|----------|----------|----------|
| Ryan Barnes | 3-5 | 2-3 | --- | 8 | 1 | --- | --- | --- |
| Brady Lang | 3-8 | 0-1 | 1-1 | 7 | 2 | 1 | 1 | --- |
| Tucker Macbeth | 1-8 | 0-2 | 3-3 | 5 | 3 | 2 | 1 | --- |
| Ty Huse | 1-6 | 1-1 | 1-2 | 4 | 6 | 1 | --- | --- |
| Bryson Zanto | 1-5 | 1-4 | --- | 3 | --- | --- | 2 | --- |
| Trent Rogers | 0-2 | --- | 2-3 | 2 | 1 | --- | --- | --- |
| Padraig Lang | 1-5 | 0-3 | --- | 2 | 1 | --- | --- | --- |
| Jackson Basye | 1-5 | 0-3 | --- | 2 | 5 | --- | --- | 1 |
| Kendall Stromberg | 0-1 | 0-1 | --- | --- | --- | 1 | --- | --- |
| Tanner Weppeler | --- | --- | --- | --- | 2 | --- | --- | --- |
| Kellen Harrison | --- | --- | --- | --- | --- | --- | --- | --- |
| Luke Smith | --- | --- | --- | --- | --- | --- | --- | --- |
| Totals | 11-45 | 4-18 | 7-9 | 33 | 21 | 5 | 4 | 1 |

Great Falls High Bison (10-1, 10-1)

| Player | FG | 3PT | FT | Pts | Reb | Ast | Stl | Blk |
|----------------|--------------|-------------|-------------|-----------|-----------|-----------|----------|----------|
| Drew Wyman | 8-13 | 1-4 | 4-5 | 21 | 8 | 1 | --- | --- |
| Tarel Rollins | 7-8 | 5-6 | --- | 19 | 5 | 2 | 1 | 1 |
| Levi Torgerson | 3-10 | 3-9 | --- | 9 | 6 | 8 | 1 | --- |
| Reed Harris | 3-5 | 0-1 | 2-2 | 8 | 8 | --- | 2 | 1 |
| Ryan Krahe | 3-5 | --- | 0-1 | 6 | 8 | 1 | 1 | --- |
| Cale Gundlach | 2-2 | --- | 1-2 | 5 | 2 | 3 | --- | --- |
| Hunter Boyd | 1-3 | 0-1 | --- | 2 | 1 | --- | --- | 1 |
| Garrett Stone | 0-3 | 0-2 | --- | --- | 2 | 3 | 2 | --- |
| Trenton Olson | 0-2 | 0-2 | --- | --- | --- | 1 | --- | --- |
| Josh Banderob | --- | --- | --- | --- | 2 | 1 | --- | --- |
| Garrett Nelson | --- | --- | --- | --- | --- | --- | --- | --- |
| Rafe Longin | --- | --- | --- | --- | --- | --- | --- | --- |
| Totals | 27-51 | 9-25 | 7-10 | 70 | 42 | 20 | 7 | 3 |



Great Falls High - 51
Gallatin High - 33



Game - 10 02-18-21 Conference at Gallatin High

| | | | | | |
|------------------|-----|------------------|-----|----|--------------------------------|
| Great Falls High | --- | 11 - 9 - 12 - 19 | --- | 51 | Basketball Boxscore |
| Gallatin High | --- | 8 - 7 - 8 - 10 | --- | 33 | |

Great Falls High Bison (9-1, 9-1)

| Player | FG | 3PT | FT | Pts | Reb | Ast | Stl | Blk |
|----------------|--------------|-------------|--------------|-----------|-----------|-----------|-----------|----------|
| Drew Wyman | 9-18 | 1-4 | --- | 19 | 7 | 1 | --- | 1 |
| Levi Torgerson | 5-9 | 2-6 | 6-6 | 18 | 2 | 6 | 7 | --- |
| Reed Harris | 2-5 | --- | 4-7 | 8 | 5 | 1 | 5 | 2 |
| Cale Gundlach | 1-6 | 0-1 | 2-2 | 4 | 2 | --- | 1 | --- |
| Tarel Rollins | 1-6 | 0-4 | --- | 2 | 7 | 2 | 1 | 1 |
| Josh Banderob | 0-2 | 0-1 | --- | --- | 1 | 1 | --- | --- |
| Garrett Nelson | 0-1 | --- | --- | --- | 1 | 1 | 1 | 1 |
| Ryan Krahe | 0-1 | --- | --- | --- | 4 | --- | --- | 1 |
| Trenton Olson | --- | --- | --- | --- | 1 | --- | --- | --- |
| Hunter Boyd | --- | --- | --- | --- | --- | --- | --- | --- |
| Totals | 18-48 | 3-16 | 12-15 | 51 | 30 | 12 | 15 | 7 |

Bozeman Gallatin High Raptors (2-9, 2-9)

| Player | FG | 3PT | FT | Pts | Reb | Ast | Stl | Blk |
|------------------|--------------|-------------|------------|-----------|-----------|----------|----------|----------|
| Rylan Schlepp | 4-10 | --- | 5-6 | 13 | 8 | 2 | 1 | --- |
| Tyler Nansel | 5-12 | 0-2 | --- | 10 | 1 | --- | --- | --- |
| Eli Hunter | 3-9 | 0-4 | --- | 6 | 5 | --- | 2 | --- |
| Corbin Holzer | 1-3 | 1-3 | --- | 3 | 1 | 2 | --- | --- |
| Nolan Gyselman | 0-1 | --- | 1-2 | 1 | --- | --- | --- | --- |
| Garrett Dahlke | 0-2 | --- | --- | --- | --- | --- | 1 | --- |
| Logan Springer | 0-1 | 0-1 | 0-1 | --- | --- | --- | --- | --- |
| Evan Cherry | 0-1 | --- | --- | --- | --- | --- | 1 | 2 |
| Ayden Schonhoff | --- | --- | --- | --- | 2 | --- | 2 | 1 |
| Colton Schindler | --- | --- | --- | --- | --- | --- | --- | --- |
| Totals | 13-39 | 1-10 | 6-9 | 33 | 17 | 4 | 7 | 3 |



Great Falls High - 71
Billings Senior - 61



Game - 12 02-23-21 Conference at Billings Senior

| | | | | | |
|------------------|-----|-------------------|-----|----|--------------------------------|
| Great Falls High | --- | 16 - 24 - 19 - 12 | --- | 71 | Basketball Boxscore |
| Billings Senior | --- | 18 - 12 - 12 - 19 | --- | 61 | |

Great Falls High Bison (11-1, 11-1)

| Player | FG | 3PT | FT | Pts | Reb | Ast | Stl | Blk |
|----------------|--------------|--------------|--------------|-----------|-----------|-----------|----------|----------|
| Drew Wyman | 8-10 | 1-2 | 7-8 | 24 | 5 | 4 | 1 | 1 |
| Levi Torgerson | 5-12 | 5-11 | 1-3 | 16 | 3 | 5 | 3 | --- |
| Reed Harris | 6-7 | 3-4 | --- | 15 | 7 | 1 | 3 | 1 |
| Garrett Stone | 3-6 | 1-3 | --- | 7 | --- | --- | 1 | --- |
| Tarel Rollins | 0-3 | 0-3 | 4-4 | 4 | 5 | 2 | 1 | --- |
| Cale Gundlach | 1-4 | 1-2 | --- | 3 | 1 | 6 | --- | --- |
| Ryan Krahe | 1-1 | --- | 0-1 | 2 | 1 | --- | 1 | --- |
| Josh Banderob | 0-3 | 0-2 | --- | --- | 2 | 1 | --- | --- |
| Garrett Nelson | --- | --- | --- | --- | --- | --- | --- | --- |
| Rafe Longin | --- | --- | --- | --- | --- | --- | --- | --- |
| Trenton Olson | --- | --- | --- | --- | --- | --- | --- | --- |
| Hunter Boyd | --- | --- | --- | --- | --- | --- | --- | --- |
| Totals | 24-46 | 11-27 | 12-16 | 71 | 24 | 20 | 9 | 2 |

Billings Senior Broncos (6-6, 6-6)

| Player | FG | 3PT | FT | Pts | Reb | Ast | Stl | Blk |
|------------------|--------------|-------------|------------|-----------|-----------|-----------|----------|----------|
| Liam Romei | 8-11 | 2-4 | --- | 18 | 4 | 1 | --- | --- |
| Junior Bergen | 5-12 | 1-2 | 1-1 | 12 | 3 | --- | 1 | --- |
| Chazz Haws | 5-7 | 1-2 | --- | 11 | 2 | 5 | 1 | --- |
| Jackson Burckley | 3-11 | 2-6 | 2-2 | 10 | 7 | 2 | 1 | --- |
| Melo Pine | 2-5 | 0-2 | --- | 4 | 2 | 6 | --- | --- |
| Bubba Bergen | 1-2 | 1-2 | --- | 3 | 1 | 1 | 1 | 1 |
| Cactus Runsabove | 1-1 | --- | 1-1 | 3 | --- | --- | --- | --- |
| Taylor Ronish | 0-1 | --- | --- | --- | 1 | --- | --- | --- |
| Ethan Wynia | --- | --- | --- | --- | --- | --- | 1 | --- |
| Totals | 25-50 | 7-18 | 4-4 | 61 | 20 | 15 | 5 | 1 |



Great Falls High - 58
Billings Skyview - 40



Game - 13 02-25-21 Conference at Billings Skyview

| | | | | | | | | | | |
|------------------|-----|----|----|----|----|-----|----|-------------------|--|--|
| Great Falls High | --- | 21 | 10 | 17 | 10 | --- | 58 | Basketball | | |
| Billings Skyview | --- | 12 | 8 | 14 | 6 | --- | 40 | Boxscore | | |

Great Falls High Bison (12-1 , 12-1)

| Player | FG | 3PT | FT | Pts | Reb | Ast | Stl | Blk |
|----------------|--------------|-------------|-------------|-----------|-----------|-----------|----------|----------|
| Drew Wyman | 7-11 | 0-1 | 7-9 | 21 | 8 | 1 | 1 | --- |
| Levi Torgerson | 5-15 | 4-11 | 2-2 | 16 | 1 | 5 | 1 | --- |
| Reed Harris | 3-6 | 2-2 | --- | 8 | 8 | --- | 1 | 1 |
| Tarel Rollins | 2-3 | 2-2 | --- | 6 | 4 | 1 | --- | --- |
| Cale Gundlach | 1-2 | 1-1 | --- | 3 | 3 | 4 | --- | --- |
| Garrett Nelson | 1-1 | --- | --- | 2 | --- | --- | --- | --- |
| Josh Banderob | 1-4 | 0-2 | --- | 2 | --- | 1 | --- | --- |
| Ryan Krahe | --- | --- | --- | --- | 3 | --- | --- | --- |
| Hunter Boyd | --- | --- | --- | --- | --- | 2 | --- | --- |
| Rafe Longin | --- | --- | --- | --- | --- | 1 | --- | --- |
| Trenton Olson | 0-1 | 0-1 | --- | --- | --- | --- | --- | --- |
| Garrett Stone | 0-1 | --- | 0-1 | --- | --- | --- | --- | --- |
| Totals | 20-44 | 9-20 | 9-12 | 58 | 27 | 15 | 3 | 1 |

Billings Skyview Falcons (10-3 , 10-3)

| Player | FG | 3PT | FT | Pts | Reb | Ast | Stl | Blk |
|------------------|--------------|-------------|------------|-----------|-----------|-----------|----------|----------|
| Camron Ketchum | 6-15 | 1-4 | --- | 13 | 7 | 3 | 1 | 1 |
| Ky Kouba | 3-6 | 1-4 | 2-2 | 9 | 3 | 1 | --- | --- |
| Abe Seybert | 3-7 | 0-1 | 1-2 | 7 | 4 | 3 | --- | --- |
| Brooks Nelson | 2-3 | --- | --- | 4 | 6 | 1 | --- | --- |
| Payton Sanders | 1-9 | 0-4 | 1-2 | 3 | --- | --- | 1 | --- |
| Levi Johnson | 1-2 | 0-1 | --- | 2 | 2 | 4 | 1 | --- |
| Trett Moseman | 1-2 | --- | 0-2 | 2 | 2 | --- | 1 | --- |
| Jackson Willems | --- | --- | --- | --- | 3 | --- | --- | --- |
| Connor Chase | --- | --- | --- | --- | 1 | --- | --- | --- |
| Kaiden Alexandar | --- | --- | --- | --- | --- | 1 | --- | --- |
| Rhyse Owens | --- | --- | --- | --- | --- | --- | --- | --- |
| Totals | 17-44 | 2-14 | 4-8 | 40 | 28 | 13 | 4 | 1 |



Great Falls High - 67
Gallatin High - 33



Game - 15 03-04-21 Divisional Tourn. at Great Falls High

| | | | | | | | | | | |
|------------------|-----|----|----|----|----|-----|----|-------------------|--|--|
| Great Falls High | --- | 17 | 16 | 14 | 20 | --- | 67 | Basketball | | |
| Gallatin High | --- | 7 | 9 | 9 | 8 | --- | 33 | Boxscore | | |

Bozeman Gallatin High Raptors (2-12 , 2-13)

| Player | FG | 3PT | FT | Pts | Reb | Ast | Stl | Blk |
|-----------------|--------------|-------------|-------------|-----------|-----------|----------|----------|----------|
| Tyler Nansel | 5-12 | 1-1 | 2-5 | 13 | 5 | 1 | 1 | --- |
| Eli Hunter | 3-8 | 3-6 | 2-3 | 11 | --- | 1 | --- | --- |
| Rylan Schlepp | 3-8 | --- | 1-6 | 7 | 8 | 2 | --- | --- |
| Garrett Dahlke | 1-4 | 0-2 | --- | 2 | --- | 1 | 2 | --- |
| Ayden Schonhoff | 0-4 | 0-3 | --- | --- | 2 | 2 | 1 | --- |
| Ryan Nansel | 0-3 | 0-2 | --- | --- | --- | --- | --- | --- |
| Corbin Holzer | --- | --- | --- | --- | 2 | --- | --- | --- |
| Nolan Gyselman | --- | --- | --- | --- | 1 | --- | --- | --- |
| Logan Springer | --- | --- | --- | --- | --- | --- | --- | --- |
| Evan Cherry | --- | --- | --- | --- | --- | --- | --- | --- |
| Totals | 12-39 | 4-14 | 5-14 | 33 | 18 | 7 | 4 | 0 |

Great Falls High Bison (14-1 , 14-1)

| Player | FG | 3PT | FT | Pts | Reb | Ast | Stl | Blk |
|----------------|--------------|-------------|--------------|-----------|-----------|-----------|----------|----------|
| Drew Wyman | 8-12 | 1-1 | 3-6 | 20 | 11 | 1 | --- | --- |
| Reed Harris | 6-10 | --- | --- | 12 | 7 | 2 | --- | 1 |
| Levi Torgerson | 3-12 | 3-11 | 2-2 | 11 | 3 | 3 | 1 | --- |
| Tarel Rollins | 3-7 | 1-3 | 2-2 | 9 | 5 | 3 | 1 | --- |
| Cale Gundlach | 2-3 | 1-2 | 2-2 | 7 | 2 | 1 | 2 | --- |
| Garrett Stone | 2-5 | 0-1 | --- | 4 | 4 | 4 | --- | --- |
| Ryan Krahe | 1-4 | --- | --- | 2 | 6 | 1 | 1 | --- |
| Rafe Longin | --- | --- | 1-1 | 1 | --- | --- | --- | --- |
| Josh Banderob | 0-1 | --- | 1-1 | 1 | 2 | 5 | 1 | --- |
| Hunter Boyd | 0-2 | 0-1 | --- | --- | 1 | --- | --- | --- |
| Trenton Olson | --- | --- | 0-2 | --- | 1 | --- | --- | --- |
| Garrett Nelson | --- | --- | --- | --- | --- | --- | --- | --- |
| Totals | 25-56 | 6-19 | 11-16 | 67 | 42 | 20 | 6 | 1 |



Great Falls High - 56
Billings West - 41



Game - 14 02-27-21 Conference at Great Falls High

| | | | | | | | | | | |
|------------------|-----|---|----|----|----|-----|----|-------------------|--|--|
| Great Falls High | --- | 9 | 17 | 15 | 15 | --- | 56 | Basketball | | |
| Billings West | --- | 7 | 8 | 19 | 7 | --- | 41 | Boxscore | | |

Billings West Golden Bears (7-7 , 7-7)

| Player | FG | 3PT | FT | Pts | Reb | Ast | Stl | Blk |
|------------------|--------------|-------------|-------------|-----------|-----------|----------|----------|----------|
| Neil Daly | 8-12 | 2-4 | 1-2 | 19 | 7 | 2 | 1 | --- |
| Sam Phillips | 3-5 | 2-4 | --- | 8 | 4 | --- | --- | --- |
| Payton Williams | 2-5 | 1-2 | 0-1 | 5 | --- | 1 | 2 | --- |
| Paul Brott | 2-6 | --- | 1-3 | 5 | 4 | --- | --- | --- |
| Teagan Mallowney | 1-9 | 0-2 | 2-2 | 4 | 4 | 5 | 1 | --- |
| Zach Erbacher | 0-3 | 0-1 | 0-2 | --- | 5 | 1 | --- | --- |
| Caden Dowler | 0-1 | --- | --- | --- | 1 | --- | 1 | --- |
| Cooper Tyson | 0-2 | 0-1 | --- | --- | --- | --- | --- | --- |
| Gabe Hatler | --- | --- | --- | --- | 1 | --- | --- | --- |
| Isaiah Claunch | --- | --- | --- | --- | --- | --- | --- | --- |
| Totals | 16-43 | 5-14 | 4-10 | 41 | 26 | 9 | 5 | 0 |

Great Falls High Bison (13-1 , 13-1)

| Player | FG | 3PT | FT | Pts | Reb | Ast | Stl | Blk |
|----------------|--------------|-------------|--------------|-----------|-----------|----------|----------|----------|
| Drew Wyman | 8-14 | 3-6 | 5-5 | 24 | 11 | 1 | 1 | 1 |
| Levi Torgerson | 3-13 | 1-8 | 1-3 | 8 | 1 | 6 | --- | --- |
| Garrett Stone | 2-3 | 2-3 | 2-2 | 8 | 3 | --- | --- | --- |
| Reed Harris | 3-4 | 0-1 | 1-2 | 7 | 8 | --- | 1 | 1 |
| Josh Banderob | 2-2 | 1-1 | 0-1 | 5 | 1 | --- | --- | --- |
| Cale Gundlach | 0-2 | 0-2 | 2-2 | 2 | 2 | --- | --- | --- |
| Tarel Rollins | 1-5 | 0-2 | 0-1 | 2 | 3 | --- | --- | --- |
| Ryan Krahe | --- | --- | --- | --- | 3 | --- | --- | --- |
| Hunter Boyd | --- | --- | --- | --- | 1 | --- | --- | --- |
| Rafe Longin | --- | --- | --- | --- | --- | --- | --- | --- |
| Garrett Nelson | --- | --- | --- | --- | --- | --- | --- | --- |
| Trenton Olson | --- | --- | --- | --- | --- | --- | --- | --- |
| Totals | 19-43 | 7-23 | 11-16 | 56 | 33 | 7 | 2 | 2 |



Great Falls High - 66
Glacier High - 38



Game - 16 03-10-21 State Tournament at Four Seasons Arena

| | | | | | | | | | | |
|------------------|-----|----|----|----|----|-----|----|-------------------|--|--|
| Great Falls High | --- | 15 | 21 | 22 | 8 | --- | 66 | Basketball | | |
| Glacier High | --- | 11 | 5 | 12 | 10 | --- | 38 | Boxscore | | |

Glacier High Wolfpack (6-8 , 7-9)

| Player | FG | 3PT | FT | Pts | Reb | Ast | Stl | Blk |
|-------------------|--------------|------------|-------------|-----------|-----------|-----------|----------|----------|
| Weston Price | 7-14 | 2-4 | 1-1 | 17 | 3 | --- | --- | 1 |
| Jaxson Olsen | 3-6 | --- | 3-3 | 9 | 1 | 3 | 2 | --- |
| Keifer Spohnhauer | 1-4 | --- | --- | 2 | 3 | --- | 1 | --- |
| JT Allen | 1-2 | 0-1 | 0-2 | 2 | 1 | --- | --- | --- |
| Will Salonen | 1-3 | 0-1 | 0-1 | 2 | 3 | 2 | --- | --- |
| Colin Presnell | 0-1 | --- | 2-2 | 2 | 3 | --- | --- | --- |
| Ty Olsen | 1-2 | --- | 0-1 | 2 | 3 | 1 | --- | --- |
| Kayden Jassman | 1-1 | --- | --- | 2 | --- | --- | --- | --- |
| Connor Sullivan | 0-2 | 0-2 | --- | --- | 2 | 2 | 1 | --- |
| Tyler Hausmann | 0-1 | 0-1 | --- | --- | --- | 1 | --- | --- |
| Noah Dowler | 0-1 | --- | --- | --- | 2 | 1 | --- | --- |
| Luke Bilau | 0-1 | --- | --- | --- | --- | --- | --- | --- |
| Totals | 15-38 | 2-9 | 6-10 | 38 | 21 | 10 | 4 | 1 |

Great Falls High Bison (14-1 , 15-1)

| Player | FG | 3PT | FT | Pts | Reb | Ast | Stl | Blk |
|----------------|--------------|-------------|--------------|-----------|-----------|-----------|-----------|----------|
| Reed Harris | 7-10 | 2-3 | 3-4 | 19 | 3 | 1 | 1 | 1 |
| Drew Wyman | 4-7 | 0-1 | 5-7 | 13 | 8 | --- | 2 | --- |
| Cale Gundlach | 4-5 | 1-1 | --- | 9 | --- | 3 | 1 | --- |
| Tarel Rollins | 3-7 | 1-4 | 1-2 | 9 | 4 | 2 | 2 | --- |
| Levi Torgerson | 3-10 | 0-6 | --- | 6 | 1 | 7 | 5 | --- |
| Garrett Stone | 1-2 | 0-1 | 2-2 | 4 | 4 | --- | 2 | --- |
| Rafe Longin | 1-1 | --- | --- | 2 | --- | --- | --- | --- |
| Garrett Nelson | 1-1 | --- | --- | 2 | 1 | --- | --- | --- |
| Ryan Krahe | 1-2 | --- | 0-3 | 2 | 5 | 1 | 1 | 1 |
| Josh Banderob | 0-1 | 0-1 | --- | --- | 1 | 1 | 1 | --- |
| Trenton Olson | 0-2 | 0-2 | --- | --- | 1 | --- | 2 | --- |
| Hunter Boyd | 0-1 | 0-1 | --- | --- | 1 | --- | --- | --- |
| Totals | 25-49 | 5-20 | 11-18 | 66 | 29 | 15 | 17 | 2 |



Great Falls High - 61
Capital High - 48



Game - 17 03-11-21 State Tournament at Four Seasons Arena

| | | | | | | | | |
|------------------|-----|----|----|----|----|-----|----|--------------------------------|
| Great Falls High | --- | 20 | 14 | 14 | 13 | --- | 61 | Basketball Boxscore |
| Capital High | --- | 18 | 7 | 15 | 8 | --- | 48 | |

Great Falls High Bison (14-1, 16-1)

| Player | FG | 3PT | FT | Pts | Reb | Ast | Stl | Blk |
|----------------|--------------|-------------|-------------|-----------|-----------|-----------|----------|----------|
| Cale Gundlach | 5-6 | 5-5 | --- | 15 | --- | 1 | 1 | --- |
| Drew Wyman | 6-13 | 0-2 | 2-3 | 14 | 8 | 6 | 1 | --- |
| Reed Harris | 4-4 | 1-1 | 3-6 | 12 | 10 | 3 | --- | 1 |
| Levi Torgerson | 3-11 | 1-8 | 2-2 | 9 | 1 | 4 | 6 | --- |
| Tarel Rollins | 2-8 | 1-5 | --- | 5 | 3 | --- | --- | --- |
| Garrett Stone | 1-2 | 0-1 | 2-2 | 4 | 1 | --- | --- | --- |
| Hunter Boyd | 1-1 | --- | --- | 2 | --- | --- | --- | --- |
| Ryan Krahe | 0-1 | --- | --- | --- | 2 | --- | --- | --- |
| Josh Banderob | --- | --- | --- | --- | --- | --- | --- | --- |
| Totals | 22-46 | 8-22 | 9-13 | 61 | 25 | 14 | 8 | 1 |

Capital High Bruins (8-6, 10-7)

| Player | FG | 3PT | FT | Pts | Reb | Ast | Stl | Blk |
|---------------------|--------------|-------------|-------------|-----------|-----------|-----------|----------|----------|
| Brayden Koch | 5-13 | 2-6 | 1-2 | 13 | 6 | 1 | --- | --- |
| Malachi Syvrud | 5-6 | --- | 0-2 | 10 | 2 | 4 | 3 | --- |
| Hayden Opitz | 2-3 | --- | 5-6 | 9 | 4 | 2 | --- | --- |
| Tyler Tenney | 3-6 | 2-3 | --- | 8 | 3 | 1 | --- | 1 |
| Trysten Mooney | 1-4 | 1-4 | --- | 3 | 3 | 2 | --- | --- |
| Jacob Curry | 1-4 | 1-3 | --- | 3 | 2 | 2 | 2 | 1 |
| Luke Dowdy | 1-2 | --- | --- | 2 | 3 | --- | --- | --- |
| Derrick Kirkland | 0-2 | 0-1 | --- | --- | --- | --- | --- | --- |
| Carson VanHemelryck | --- | --- | --- | --- | --- | --- | --- | --- |
| Totals | 18-40 | 6-17 | 6-10 | 48 | 23 | 12 | 5 | 2 |



Billings Skyview - 62
Great Falls High - 60



Game - 18 03-13-21 State Tournament at Four Seasons Arena

| | | | | | | | | |
|------------------|-----|----|----|----|----|-----|----|--------------------------------|
| Billings Skyview | --- | 18 | 19 | 15 | 10 | --- | 62 | Basketball Boxscore |
| Great Falls High | --- | 16 | 11 | 18 | 15 | --- | 60 | |

Billings Skyview Falcons (11-3, 15-3)

| Player | FG | 3PT | FT | Pts | Reb | Ast | Stl | Blk |
|-----------------|--------------|-------------|--------------|-----------|-----------|-----------|----------|----------|
| Ky Kouba | 6-11 | 3-5 | 4-5 | 19 | 3 | --- | --- | --- |
| Payton Sanders | 6-14 | 0-2 | 2-2 | 14 | 6 | 4 | --- | --- |
| Abe Seybert | 2-5 | 0-1 | 5-7 | 9 | 3 | 6 | 1 | --- |
| Camron Ketchum | 3-8 | 0-1 | 1-3 | 7 | 8 | 1 | 2 | --- |
| Levi Johnson | 2-4 | --- | --- | 4 | 1 | --- | 1 | --- |
| Trett Moseman | 2-2 | --- | --- | 4 | 1 | --- | --- | --- |
| Brooks Nelson | 1-2 | 1-2 | --- | 3 | 3 | --- | --- | --- |
| Jackson Willems | 1-2 | --- | --- | 2 | 3 | --- | --- | --- |
| Connor Chase | --- | --- | --- | --- | --- | --- | --- | --- |
| Totals | 23-48 | 4-11 | 12-17 | 62 | 28 | 11 | 4 | 0 |

Great Falls High Bison (14-1, 16-2)

| Player | FG | 3PT | FT | Pts | Reb | Ast | Stl | Blk |
|----------------|--------------|-------------|--------------|-----------|-----------|-----------|----------|----------|
| Drew Wyman | 11-19 | 2-6 | 5-6 | 29 | 4 | 3 | 2 | --- |
| Levi Torgerson | 4-8 | 1-4 | 5-6 | 14 | 1 | 3 | 2 | --- |
| Reed Harris | 5-9 | --- | 4-7 | 14 | 10 | 1 | --- | 2 |
| Cale Gundlach | 1-2 | 1-1 | --- | 3 | 4 | 3 | 4 | --- |
| Tarel Rollins | 0-4 | 0-4 | --- | --- | --- | --- | 3 | --- |
| Ryan Krahe | --- | --- | --- | --- | 1 | --- | --- | 1 |
| Josh Banderob | --- | --- | --- | --- | 1 | --- | --- | --- |
| Garrett Stone | --- | --- | --- | --- | --- | --- | 1 | --- |
| Hunter Boyd | --- | --- | --- | --- | --- | --- | --- | --- |
| Totals | 21-42 | 4-15 | 14-19 | 60 | 21 | 14 | 8 | 3 |





Levi Torgerson

5'10

Senior

Great Falls High Bison



Individual Stats - Season and Career Totals - All Varsity Games

| Team | Year | G | Pts | Avg | Reb | Avg | Ast | Avg | FG - FGA | Pct | 3P - 3PA | Pct | FT - FTA | Pct | Stl | Avg | Blk | Avg |
|----------------|---------------|-----------|------------|------------|------------|------------|------------|------------|------------------|-------------|------------------|-------------|------------------|-------------|------------|------------|----------|------------|
| GFH | 2017-18 | 10 | 5 | 0.5 | 3 | 0.3 | 1 | 0.1 | 2 - 5 | .400 | 1 - 4 | .250 | 0 - 1 | .000 | 2 | 0.2 | 0 | 0.0 |
| GFH | 2018-19 | 23 | 60 | 2.6 | 33 | 1.4 | 21 | 0.9 | 18 - 59 | .305 | 14 - 49 | .286 | 10 - 14 | .714 | 15 | 0.7 | 0 | 0.0 |
| GFH | 2019-20 | 24 | 382 | 15.9 | 64 | 2.7 | 89 | 3.7 | 120 - 291 | .412 | 79 - 221 | .357 | 63 - 83 | .759 | 46 | 1.9 | 0 | 0.0 |
| GFH | 2020-21 | 18 | 247 | 13.7 | 40 | 2.2 | 91 | 5.1 | 78 - 205 | .380 | 52 - 148 | .351 | 38 - 50 | .760 | 53 | 2.9 | 0 | 0.0 |
| Varsity | Totals | 75 | 694 | 9.3 | 140 | 1.9 | 202 | 2.7 | 218 - 560 | .389 | 146 - 422 | .346 | 111 - 148 | .750 | 116 | 1.5 | 0 | 0.0 |

Individual Stats - Season and Career Totals - Conference Varsity Games

| Team | Year | G | Pts | Avg | Reb | Avg | Ast | Avg | FG - FGA | Pct | 3P - 3PA | Pct | FT - FTA | Pct | Stl | Avg | Blk | Avg |
|----------------|---------------|-----------|------------|------------|-----------|------------|------------|------------|------------------|-------------|-----------------|-------------|----------------|-------------|-----------|------------|----------|------------|
| GFH | 2017-18 | 6 | 5 | 0.8 | 1 | 0.2 | 0 | 0.0 | 2 - 2 | 1.000 | 1 - 1 | 1.000 | 0 - 1 | .000 | 0 | 0.0 | 0 | 0.0 |
| GFH | 2018-19 | 11 | 23 | 2.1 | 13 | 1.2 | 9 | 0.8 | 8 - 24 | .333 | 6 - 21 | .286 | 1 - 2 | .500 | 9 | 0.8 | 0 | 0.0 |
| GFH | 2019-20 | 12 | 190 | 15.8 | 31 | 2.6 | 39 | 3.3 | 59 - 146 | .404 | 38 - 109 | .349 | 34 - 43 | .791 | 20 | 1.7 | 0 | 0.0 |
| GFH | 2020-21 | 14 | 207 | 14.8 | 34 | 2.4 | 74 | 5.3 | 65 - 164 | .396 | 47 - 119 | .395 | 29 - 40 | .725 | 39 | 2.8 | 0 | 0.0 |
| Varsity | Totals | 43 | 425 | 9.9 | 79 | 1.8 | 122 | 2.8 | 134 - 336 | .399 | 92 - 250 | .368 | 64 - 86 | .744 | 68 | 1.6 | 0 | 0.0 |



Tarel Rollins

6'0

Senior

Great Falls High Bison




Individual Stats - Season and Career Totals - All Varsity Games

| Team | Year | G | Pts | Avg | Reb | Avg | Ast | Avg | FG - FGA | Pct | 3P - 3PA | Pct | FT - FTA | Pct | Stl | Avg | Blk | Avg |
|----------------|---------------|-----------|------------|------------|------------|------------|-----------|------------|------------------|-------------|-----------------|-------------|----------------|-------------|-----------|------------|----------|------------|
| GFH | 2019-20 | 24 | 146 | 6.1 | 101 | 4.2 | 38 | 1.6 | 54 - 142 | .380 | 23 - 86 | .267 | 15 - 23 | .652 | 26 | 1.1 | 7 | 0.3 |
| GFH | 2020-21 | 18 | 126 | 7.0 | 66 | 3.7 | 26 | 1.4 | 46 - 108 | .426 | 23 - 62 | .371 | 11 - 15 | .733 | 24 | 1.3 | 2 | 0.1 |
| Varsity | Totals | 42 | 272 | 6.5 | 167 | 4.0 | 64 | 1.5 | 100 - 250 | .400 | 46 - 148 | .311 | 26 - 38 | .684 | 50 | 1.2 | 9 | 0.2 |

Individual Stats - Season and Career Totals - Conference Varsity Games

| Team | Year | G | Pts | Avg | Reb | Avg | Ast | Avg | FG - FGA | Pct | 3P - 3PA | Pct | FT - FTA | Pct | Stl | Avg | Blk | Avg |
|----------------|---------------|-----------|------------|------------|------------|------------|-----------|------------|-----------------|-------------|----------------|-------------|----------------|-------------|-----------|------------|----------|------------|
| GFH | 2019-20 | 12 | 91 | 7.6 | 52 | 4.3 | 23 | 1.9 | 35 - 78 | .449 | 15 - 50 | .300 | 6 - 6 | 1.000 | 15 | 1.3 | 4 | 0.3 |
| GFH | 2020-21 | 14 | 103 | 7.4 | 54 | 3.9 | 18 | 1.3 | 38 - 82 | .463 | 19 - 46 | .413 | 8 - 11 | .727 | 21 | 1.5 | 2 | 0.1 |
| Varsity | Totals | 26 | 194 | 7.5 | 106 | 4.1 | 41 | 1.6 | 73 - 160 | .456 | 34 - 96 | .354 | 14 - 17 | .824 | 36 | 1.4 | 6 | 0.2 |



Trenton Olson

6'3

Senior

Great Falls High Bison



Individual Stats - Season and Career Totals - All Varsity Games

| Team | Year | G | Pts | Avg | Reb | Avg | Ast | Avg | FG - FGA | Pct | 3P - 3PA | Pct | FT - FTA | Pct | Stl | Avg | Blk | Avg |
|----------------|---------------|-----------|----------|------------|----------|------------|----------|------------|---------------|-------------|---------------|-------------|--------------|-------------|----------|------------|----------|------------|
| GFH | 2020-21 | 16 | 6 | 0.4 | 8 | 0.5 | 5 | 0.3 | 2 - 18 | .111 | 2 - 17 | .118 | 0 - 2 | .000 | 2 | 0.1 | 2 | 0.1 |
| Varsity | Totals | 16 | 6 | 0.4 | 8 | 0.5 | 5 | 0.3 | 2 - 18 | .111 | 2 - 17 | .118 | 0 - 2 | .000 | 2 | 0.1 | 2 | 0.1 |

Individual Stats - Season and Career Totals - Conference Varsity Games

| Team | Year | G | Pts | Avg | Reb | Avg | Ast | Avg | FG - FGA | Pct | 3P - 3PA | Pct | FT - FTA | Pct | Stl | Avg | Blk | Avg |
|----------------|---------------|-----------|----------|------------|----------|------------|----------|------------|---------------|-------------|---------------|-------------|--------------|-------------|----------|------------|----------|------------|
| GFH | 2020-21 | 13 | 6 | 0.5 | 6 | 0.5 | 5 | 0.4 | 2 - 16 | .125 | 2 - 15 | .133 | 0 - 0 | .000 | 0 | 0.0 | 2 | 0.2 |
| Varsity | Totals | 13 | 6 | 0.5 | 6 | 0.5 | 5 | 0.4 | 2 - 16 | .125 | 2 - 15 | .133 | 0 - 0 | .000 | 0 | 0.0 | 2 | 0.2 |



Drew Wyman

6'5

Senior

Great Falls High Bison



Individual Stats - Season and Career Totals - All Varsity Games

| Team | Year | G | Pts | Avg | Reb | Avg | Ast | Avg | FG-FGA | Pct | 3P-3PA | Pct | FT-FTA | Pct | Stl | Avg | Blk | Avg |
|----------------|---------------|-----------|-------------|-------------|------------|------------|------------|------------|----------------|-------------|---------------|-------------|----------------|-------------|-----------|------------|-----------|------------|
| GFH | 2018-19 | 24 | 207 | 8.6 | 121 | 5.0 | 32 | 1.3 | 78-156 | .500 | 18-48 | .375 | 33-46 | .717 | 29 | 1.2 | 32 | 1.3 |
| GFH | 2019-20 | 24 | 526 | 21.9 | 230 | 9.6 | 53 | 2.2 | 187-360 | .519 | 41-102 | .402 | 111-145 | .766 | 15 | 0.6 | 29 | 1.2 |
| GFH | 2020-21 | 18 | 369 | 20.5 | 148 | 8.2 | 41 | 2.3 | 140-244 | .574 | 19-62 | .306 | 70-95 | .737 | 24 | 1.3 | 8 | 0.4 |
| Varsity | Totals | 66 | 1102 | 16.7 | 499 | 7.6 | 126 | 1.9 | 405-760 | .533 | 78-212 | .368 | 214-286 | .748 | 68 | 1.0 | 69 | 1.0 |

Individual Stats - Season and Career Totals - Conference Varsity Games

| Team | Year | G | Pts | Avg | Reb | Avg | Ast | Avg | FG-FGA | Pct | 3P-3PA | Pct | FT-FTA | Pct | Stl | Avg | Blk | Avg |
|----------------|---------------|-----------|------------|-------------|------------|------------|-----------|------------|----------------|-------------|---------------|-------------|----------------|-------------|-----------|------------|-----------|------------|
| GFH | 2018-19 | 12 | 129 | 10.8 | 62 | 5.2 | 18 | 1.5 | 45-82 | .549 | 13-25 | .520 | 26-32 | .813 | 14 | 1.2 | 14 | 1.2 |
| GFH | 2019-20 | 12 | 239 | 19.9 | 126 | 10.5 | 33 | 2.8 | 87-173 | .503 | 13-48 | .271 | 52-66 | .788 | 6 | 0.5 | 12 | 1.0 |
| GFH | 2020-21 | 14 | 293 | 20.9 | 117 | 8.4 | 31 | 2.2 | 111-193 | .575 | 16-52 | .308 | 55-73 | .753 | 19 | 1.4 | 7 | 0.5 |
| Varsity | Totals | 38 | 661 | 17.4 | 305 | 8.0 | 82 | 2.2 | 243-448 | .542 | 42-125 | .336 | 133-171 | .778 | 39 | 1.0 | 33 | 0.9 |



Josh Banderob

6'2

Senior

Great Falls High Bison



Individual Stats - Season and Career Totals - All Varsity Games

| Team | Year | G | Pts | Avg | Reb | Avg | Ast | Avg | FG-FGA | Pct | 3P-3PA | Pct | FT-FTA | Pct | Stl | Avg | Blk | Avg |
|----------------|---------------|-----------|-----------|------------|-----------|------------|-----------|------------|--------------|-------------|-------------|-------------|------------|-------------|----------|------------|----------|------------|
| GFH | 2019-20 | 11 | 6 | 0.5 | 4 | 0.4 | 0 | 0.0 | 2-5 | .400 | 2-4 | .500 | 0-2 | .000 | 1 | 0.1 | 0 | 0.0 |
| GFH | 2020-21 | 18 | 37 | 2.1 | 24 | 1.3 | 22 | 1.2 | 13-41 | .317 | 7-27 | .259 | 4-7 | .571 | 3 | 0.2 | 1 | 0.1 |
| Varsity | Totals | 29 | 43 | 1.5 | 28 | 1.0 | 22 | 0.8 | 15-46 | .326 | 9-31 | .290 | 4-9 | .444 | 4 | 0.1 | 1 | 0.0 |

Individual Stats - Season and Career Totals - Conference Varsity Games

| Team | Year | G | Pts | Avg | Reb | Avg | Ast | Avg | FG-FGA | Pct | 3P-3PA | Pct | FT-FTA | Pct | Stl | Avg | Blk | Avg |
|----------------|---------------|-----------|-----------|------------|-----------|------------|-----------|------------|--------------|-------------|-------------|-------------|------------|-------------|----------|------------|----------|------------|
| GFH | 2019-20 | 6 | 6 | 1.0 | 3 | 0.5 | 0 | 0.0 | 2-3 | .667 | 2-2 | 1.000 | 0-2 | .000 | 1 | 0.2 | 0 | 0.0 |
| GFH | 2020-21 | 14 | 36 | 2.6 | 20 | 1.4 | 16 | 1.1 | 13-39 | .333 | 7-26 | .269 | 3-6 | .500 | 1 | 0.1 | 1 | 0.1 |
| Varsity | Totals | 20 | 42 | 2.1 | 23 | 1.1 | 16 | 0.8 | 15-42 | .357 | 9-28 | .321 | 3-8 | .375 | 2 | 0.1 | 1 | 0.0 |



Hunter Boyd

5'10

Senior

Great Falls High Bison



Individual Stats - Season and Career Totals - All Varsity Games

| Team | Year | G | Pts | Avg | Reb | Avg | Ast | Avg | FG-FGA | Pct | 3P-3PA | Pct | FT-FTA | Pct | Stl | Avg | Blk | Avg |
|----------------|---------------|-----------|-----------|------------|-----------|------------|----------|------------|-------------|-------------|------------|-------------|------------|-------------|----------|------------|----------|------------|
| GFH | 2019-20 | 10 | 0 | 0.0 | 3 | 0.3 | 1 | 0.1 | 0-2 | .000 | 0-0 | .000 | 0-1 | .000 | 0 | 0.0 | 0 | 0.0 |
| GFH | 2020-21 | 17 | 17 | 1.0 | 21 | 1.2 | 4 | 0.2 | 8-16 | .500 | 1-6 | .167 | 0-0 | .000 | 1 | 0.1 | 2 | 0.1 |
| Varsity | Totals | 27 | 17 | 0.6 | 24 | 0.9 | 5 | 0.2 | 8-18 | .444 | 1-6 | .167 | 0-1 | .000 | 1 | 0.0 | 2 | 0.1 |

Individual Stats - Season and Career Totals - Conference Varsity Games

| Team | Year | G | Pts | Avg | Reb | Avg | Ast | Avg | FG-FGA | Pct | 3P-3PA | Pct | FT-FTA | Pct | Stl | Avg | Blk | Avg |
|----------------|---------------|-----------|-----------|------------|-----------|------------|----------|------------|-------------|-------------|------------|-------------|------------|-------------|----------|------------|----------|------------|
| GFH | 2019-20 | 6 | 0 | 0.0 | 2 | 0.3 | 1 | 0.2 | 0-2 | .000 | 0-0 | .000 | 0-1 | .000 | 0 | 0.0 | 0 | 0.0 |
| GFH | 2020-21 | 13 | 15 | 1.2 | 19 | 1.5 | 4 | 0.3 | 7-12 | .583 | 1-4 | .250 | 0-0 | .000 | 1 | 0.1 | 2 | 0.2 |
| Varsity | Totals | 19 | 15 | 0.8 | 21 | 1.1 | 5 | 0.3 | 7-14 | .500 | 1-4 | .250 | 0-1 | .000 | 1 | 0.1 | 2 | 0.1 |



Cale Gundlach

5'11

Junior

Great Falls High Bison



Individual Stats - Season and Career Totals - All Varsity Games

| Team | Year | G | Pts | Avg | Reb | Avg | Ast | Avg | FG - FGA | Pct | 3P - 3PA | Pct | FT - FTA | Pct | Stl | Avg | Blk | Avg |
|---------|---------|----|-----|-----|-----|-----|-----|-----|----------|------|----------|------|----------|------|-----|-----|-----|-----|
| GFH | 2019-20 | 22 | 17 | 0.8 | 7 | 0.3 | 12 | 0.5 | 7 - 19 | .368 | 2 - 8 | .250 | 1 - 7 | .143 | 4 | 0.2 | 0 | 0.0 |
| GFH | 2020-21 | 18 | 83 | 4.6 | 28 | 1.6 | 29 | 1.6 | 28 - 56 | .500 | 13 - 24 | .542 | 14 - 18 | .778 | 13 | 0.7 | 0 | 0.0 |
| Varsity | Totals | 40 | 100 | 2.5 | 35 | 0.9 | 41 | 1.0 | 35 - 75 | .467 | 15 - 32 | .469 | 15 - 25 | .600 | 17 | 0.4 | 0 | 0.0 |

Individual Stats - Season and Career Totals - Conference Varsity Games

| Team | Year | G | Pts | Avg | Reb | Avg | Ast | Avg | FG - FGA | Pct | 3P - 3PA | Pct | FT - FTA | Pct | Stl | Avg | Blk | Avg |
|---------|---------|----|-----|-----|-----|-----|-----|-----|----------|------|----------|------|----------|------|-----|-----|-----|-----|
| GFH | 2019-20 | 12 | 9 | 0.8 | 4 | 0.3 | 6 | 0.5 | 4 - 10 | .400 | 1 - 4 | .250 | 0 - 2 | .000 | 2 | 0.2 | 0 | 0.0 |
| GFH | 2020-21 | 14 | 49 | 3.5 | 22 | 1.6 | 21 | 1.5 | 16 - 40 | .400 | 5 - 15 | .333 | 12 - 16 | .750 | 6 | 0.4 | 0 | 0.0 |
| Varsity | Totals | 26 | 58 | 2.2 | 26 | 1.0 | 27 | 1.0 | 20 - 50 | .400 | 6 - 19 | .316 | 12 - 18 | .667 | 8 | 0.3 | 0 | 0.0 |



Garrett Stone

6'1

Junior

Great Falls High Bison



Individual Stats - Season and Career Totals - All Varsity Games

| Team | Year | G | Pts | Avg | Reb | Avg | Ast | Avg | FG - FGA | Pct | 3P - 3PA | Pct | FT - FTA | Pct | Stl | Avg | Blk | Avg |
|---------|---------|----|-----|-----|-----|-----|-----|-----|----------|------|----------|------|----------|------|-----|-----|-----|-----|
| GFH | 2020-21 | 15 | 55 | 3.7 | 34 | 2.3 | 18 | 1.2 | 21 - 50 | .420 | 4 - 24 | .167 | 9 - 20 | .450 | 14 | 0.9 | 0 | 0.0 |
| Varsity | Totals | 15 | 55 | 3.7 | 34 | 2.3 | 18 | 1.2 | 21 - 50 | .420 | 4 - 24 | .167 | 9 - 20 | .450 | 14 | 0.9 | 0 | 0.0 |

Individual Stats - Season and Career Totals - Conference Varsity Games

| Team | Year | G | Pts | Avg | Reb | Avg | Ast | Avg | FG - FGA | Pct | 3P - 3PA | Pct | FT - FTA | Pct | Stl | Avg | Blk | Avg |
|---------|---------|----|-----|-----|-----|-----|-----|-----|----------|------|----------|------|----------|------|-----|-----|-----|-----|
| GFH | 2020-21 | 11 | 43 | 3.9 | 25 | 2.3 | 13 | 1.2 | 17 - 41 | .415 | 4 - 21 | .190 | 5 - 16 | .312 | 12 | 1.1 | 0 | 0.0 |
| Varsity | Totals | 11 | 43 | 3.9 | 25 | 2.3 | 13 | 1.2 | 17 - 41 | .415 | 4 - 21 | .190 | 5 - 16 | .312 | 12 | 1.1 | 0 | 0.0 |



Garrett Nelson

6'0

Junior

Great Falls High Bison



Individual Stats - Season and Career Totals - All Varsity Games

| Team | Year | G | Pts | Avg | Reb | Avg | Ast | Avg | FG - FGA | Pct | 3P - 3PA | Pct | FT - FTA | Pct | Stl | Avg | Blk | Avg |
|---------|---------|----|-----|-----|-----|-----|-----|-----|----------|------|----------|------|----------|------|-----|-----|-----|-----|
| GFH | 2020-21 | 13 | 7 | 0.5 | 3 | 0.2 | 2 | 0.2 | 2 - 3 | .667 | 0 - 0 | .000 | 3 - 6 | .500 | 3 | 0.2 | 1 | 0.1 |
| Varsity | Totals | 13 | 7 | 0.5 | 3 | 0.2 | 2 | 0.2 | 2 - 3 | .667 | 0 - 0 | .000 | 3 - 6 | .500 | 3 | 0.2 | 1 | 0.1 |

Individual Stats - Season and Career Totals - Conference Varsity Games

| Team | Year | G | Pts | Avg | Reb | Avg | Ast | Avg | FG - FGA | Pct | 3P - 3PA | Pct | FT - FTA | Pct | Stl | Avg | Blk | Avg |
|---------|---------|----|-----|-----|-----|-----|-----|-----|----------|------|----------|------|----------|------|-----|-----|-----|-----|
| GFH | 2020-21 | 11 | 5 | 0.5 | 2 | 0.2 | 2 | 0.2 | 1 - 2 | .500 | 0 - 0 | .000 | 3 - 6 | .500 | 3 | 0.3 | 1 | 0.1 |
| Varsity | Totals | 11 | 5 | 0.5 | 2 | 0.2 | 2 | 0.2 | 1 - 2 | .500 | 0 - 0 | .000 | 3 - 6 | .500 | 3 | 0.3 | 1 | 0.1 |



Ryan Krahe
 6'2
 Junior
 Great Falls High Bison




Individual Stats - Season and Career Totals - All Varsity Games

| Team | Year | G | Pts | Avg | Reb | Avg | Ast | Avg | FG - FGA | Pct | 3P - 3PA | Pct | FT - FTA | Pct | Stl | Avg | Blk | Avg |
|----------------|---------------|-----------|-----------|------------|-----------|------------|-----------|------------|----------------|-------------|--------------|-------------|----------------|-------------|-----------|------------|----------|------------|
| GFH | 2019-20 | 22 | 29 | 1.3 | 36 | 1.6 | 4 | 0.2 | 11 - 19 | .579 | 0 - 1 | .000 | 7 - 12 | .583 | 8 | 0.4 | 2 | 0.1 |
| GFH | 2020-21 | 18 | 23 | 1.3 | 56 | 3.1 | 8 | 0.4 | 10 - 19 | .526 | 0 - 0 | .000 | 3 - 11 | .273 | 7 | 0.4 | 4 | 0.2 |
| Varsity | Totals | 40 | 52 | 1.3 | 92 | 2.3 | 12 | 0.3 | 21 - 38 | .553 | 0 - 1 | .000 | 10 - 23 | .435 | 15 | 0.4 | 6 | 0.1 |

Individual Stats - Season and Career Totals - Conference Varsity Games

| Team | Year | G | Pts | Avg | Reb | Avg | Ast | Avg | FG - FGA | Pct | 3P - 3PA | Pct | FT - FTA | Pct | Stl | Avg | Blk | Avg |
|----------------|---------------|-----------|-----------|------------|-----------|------------|----------|------------|----------------|-------------|--------------|-------------|---------------|-------------|----------|------------|----------|------------|
| GFH | 2019-20 | 12 | 9 | 0.8 | 18 | 1.5 | 2 | 0.2 | 4 - 8 | .500 | 0 - 1 | .000 | 1 - 2 | .500 | 2 | 0.2 | 2 | 0.2 |
| GFH | 2020-21 | 14 | 19 | 1.4 | 42 | 3.0 | 6 | 0.4 | 8 - 12 | .667 | 0 - 0 | .000 | 3 - 8 | .375 | 5 | 0.4 | 2 | 0.1 |
| Varsity | Totals | 26 | 28 | 1.1 | 60 | 2.3 | 8 | 0.3 | 12 - 20 | .600 | 0 - 1 | .000 | 4 - 10 | .400 | 7 | 0.3 | 4 | 0.2 |



Reed Harris
 6'5
 Sophomore
 Great Falls High Bison



Individual Stats - Season and Career Totals - All Varsity Games

| Team | Year | G | Pts | Avg | Reb | Avg | Ast | Avg | FG - FGA | Pct | 3P - 3PA | Pct | FT - FTA | Pct | Stl | Avg | Blk | Avg |
|----------------|---------------|-----------|------------|-------------|------------|------------|-----------|------------|-----------------|-------------|----------------|-------------|----------------|-------------|-----------|------------|-----------|------------|
| GFH | 2020-21 | 18 | 202 | 11.2 | 127 | 7.1 | 28 | 1.6 | 74 - 121 | .612 | 10 - 22 | .455 | 44 - 75 | .587 | 21 | 1.2 | 19 | 1.1 |
| Varsity | Totals | 18 | 202 | 11.2 | 127 | 7.1 | 28 | 1.6 | 74 - 121 | .612 | 10 - 22 | .455 | 44 - 75 | .587 | 21 | 1.2 | 19 | 1.1 |

Individual Stats - Season and Career Totals - Conference Varsity Games

| Team | Year | G | Pts | Avg | Reb | Avg | Ast | Avg | FG - FGA | Pct | 3P - 3PA | Pct | FT - FTA | Pct | Stl | Avg | Blk | Avg |
|----------------|---------------|-----------|------------|-------------|-----------|------------|-----------|------------|----------------|-------------|---------------|-------------|----------------|-------------|-----------|------------|-----------|------------|
| GFH | 2020-21 | 14 | 145 | 10.4 | 97 | 6.9 | 21 | 1.5 | 52 - 88 | .591 | 7 - 18 | .389 | 34 - 58 | .586 | 20 | 1.4 | 15 | 1.1 |
| Varsity | Totals | 14 | 145 | 10.4 | 97 | 6.9 | 21 | 1.5 | 52 - 88 | .591 | 7 - 18 | .389 | 34 - 58 | .586 | 20 | 1.4 | 15 | 1.1 |



Rafe Longin
 5'10
 Sophomore
 Great Falls High Bison



Individual Stats - Season and Career Totals - All Varsity Games

| Team | Year | G | Pts | Avg | Reb | Avg | Ast | Avg | FG - FGA | Pct | 3P - 3PA | Pct | FT - FTA | Pct | Stl | Avg | Blk | Avg |
|----------------|---------------|-----------|----------|------------|----------|------------|----------|------------|--------------|-------------|--------------|-------------|--------------|--------------|----------|------------|----------|------------|
| GFH | 2020-21 | 11 | 6 | 0.5 | 1 | 0.1 | 1 | 0.1 | 2 - 4 | .500 | 1 - 3 | .333 | 1 - 1 | 1.000 | 0 | 0.0 | 0 | 0.0 |
| Varsity | Totals | 11 | 6 | 0.5 | 1 | 0.1 | 1 | 0.1 | 2 - 4 | .500 | 1 - 3 | .333 | 1 - 1 | 1.000 | 0 | 0.0 | 0 | 0.0 |

Individual Stats - Season and Career Totals - Conference Varsity Games

| Team | Year | G | Pts | Avg | Reb | Avg | Ast | Avg | FG - FGA | Pct | 3P - 3PA | Pct | FT - FTA | Pct | Stl | Avg | Blk | Avg |
|----------------|---------------|----------|----------|------------|----------|------------|----------|------------|--------------|-------------|--------------|-------------|--------------|-------------|----------|------------|----------|------------|
| GFH | 2020-21 | 9 | 3 | 0.3 | 1 | 0.1 | 1 | 0.1 | 1 - 3 | .333 | 1 - 3 | .333 | 0 - 0 | .000 | 0 | 0.0 | 0 | 0.0 |
| Varsity | Totals | 9 | 3 | 0.3 | 1 | 0.1 | 1 | 0.1 | 1 - 3 | .333 | 1 - 3 | .333 | 0 - 0 | .000 | 0 | 0.0 | 0 | 0.0 |