MONTANA

State Tournament

AA

Boys Basketball

2017-2018

March 8-10, 2018

AA BASKETBALL

AA Boys Basketball State Tournament 2017-2018

Game Results

Game - 1	Great Falls High	-	56
	Missoula Hellgate	-	49
Game - 2 (overtime)	C. M. Russell	-	51
	Glacier High	-	49
Game - 3	Bozeman High	-	65
	Helena High	-	40
Game - 4	Billings Senior	-	61
	Missoula Sentinel	-	59
Game - 5	Missoula Hellgate	-	56
	Glacier High	-	43
Game - 6	Missoula Sentinel	-	55
	Helena High	-	38
Game - 7	C. M. Russell	-	62
	Great Falls High	-	38
Game - 8	Bozeman High	-	66
	Billings Senior	-	62
Game - 9 @ Skyview	Great Falls High	-	67
	Missoula Sentinel	-	64
Game - 10 @ MetraPark	Billings Senior	-	65
	Missoula Hellgate	-	61
Game - 11 (consolation)	Great Falls High	-	65
	Billings Senior	-	51
Game - 12 (championship)	C. M. Russell	-	81
	Bozeman High	-	69

Finish	Team	Record	PCT	Record
1	C. M. Russell	3 - 0	1.000	19-4
2	Bozeman High	2 - 1	.667	15-9
3	Great Falls High	3 - 1	.750	20-6
4	Billings Senior	2 - 2	.500	14-12
5	Missoula Hellgate	1 - 2	.333	17-7
6	Missoula Sentinel	1 - 2	.333	18-5
7	Helena High	0 - 2	.000	8-16
8	Glacier High	0 - 2	.000	10-14

Trophy Winners

1st Place

2nd Place

3rd Place

Rimrock Auto Arena at MetraPark

and Billings Skyview High School

Rank	Scoring Leaders	G	Points	AVG
1	Bozeman High	3	200	66.7
2	C. M. Russell	3	194	64.7
3	Billings Senior	4	239	59.8
4	Missoula Sentinel	3	178	59.3
5	Great Falls High	4	226	56.5
6	Missoula Hellgate	3	166	55.3
7	Glacier High	2	92	46.0
8	Helena High	2	78	39.0

Rank	Steals	G	Stl	AVG
1	Great Falls High	4	32	8.0
2	C. M. Russell	3	23	7.7
3	Missoula Sentinel	3	22	7.3
4	Bozeman High	3	20	6.7
5	Missoula Hellgate	3	16	5.3
6	Helena High	2	9	4.5
7	Billings Senior	4	15	3.8
8	Glacier High	2	7	3.5

Rank	Defensive Leaders	G	Points	AVG
1	C. M. Russell	3	156	52.0
2	Glacier High	2	107	53.5
3	Missoula Hellgate	3	164	54.7
4	Missoula Sentinel	3	166	55.3
5	Great Falls High	4	226	56.5
6	Helena High	2	120	60.0
7	Bozeman High	3	183	61.0
8	Billings Senior	4	251	62.8

Rank	Blocked Shots	G	Blk	AVG
1	Billings Senior	4	15	3.8
2	Bozeman High	3	9	3.0
3	Missoula Hellgate	3	9	3.0
4	Glacier High	2	5	2.5
5	Great Falls High	4	9	2.3
6	C. M. Russell	3	6	2.0
7	Missoula Sentinel	3	4	1.3
8	Helena High	2	0	0.0

Rank	Scoring Margin	G	Points	Difference
1	C. M. Russell	3	38	12.7
2	Bozeman High	3	17	5.7
3	Missoula Sentinel	3	12	4.0
4	Missoula Hellgate	3	2	0.7
5	Great Falls High	4	0	0.0
6	Billings Senior	4	-12	-3.0
7	Glacier High	2	-15	-7.5
8	Helena High	2	-42	-21.0

Rank	Field Goal %	G	FGM - FGA	PCT
1	Billings Senior	4	85 - 155	.548
2	Bozeman High	3	74 - 146	.507
3	C. M. Russell	3	62 - 125	.496
4	Great Falls High	4	56 - 126	.444
5	Glacier High	2	74 - 177	.418
6	Helena High	2	31 - 75	.413
7	Missoula Hellgate	3	55 - 148	.372
8	Missoula Sentinel	3	28 - 76	.368

Rank	Rebounds	G	Reb - Opp	Margin
1	Bozeman High	3	85 - 64	7.0
2	Missoula Hellgate	3	93 - 76	5.7
3	C. M. Russell	3	80 - 72	2.7
4	Great Falls High	4	103 - 93	2.5
5	Missoula Sentinel	3	64 - 65	-0.3
6	Glacier High	2	45 - 56	-5.5
7	Helena High	2	40 - 51	-5.5
8	Billings Senior	4	77 - 110	-8.3

Rank	3-PT Field Goal %	G	3PM - 3PA	PCT
1	C. M. Russell	3	21 - 46	.457
2	Billings Senior	4	21 - 55	.382
3	Missoula Sentinel	3	23 - 65	.354
4	Great Falls High	4	21 - 67	.313
5	Glacier High	2	8 - 28	.286
6	Bozeman High	3	9 - 32	.281
7	Missoula Hellgate	3	10 - 40	.250
8	Helena High	2	6 - 31	.194

Rank	Assists	G	Ast	AVG
1	Bozeman High	3	45	15.0
2	Billings Senior	4	59	14.8
3	C. M. Russell	3	44	14.7
4	Great Falls High	4	54	13.5
5	Missoula Hellgate	3	26	8.7
6	Glacier High	2	14	7.0
7	Missoula Sentinel	3	20	6.7
8	Helena High	2	10	5.0

Rank	Free Throw %	G	FTM - FTA	PCT
1	Missoula Sentinel	3	43 - 52	.827
2	Great Falls High	4	57 - 78	.731
3	Missoula Hellgate	3	46 - 65	.708
4	Billings Senior	4	48 - 68	.706
5	C. M. Russell	3	49 - 70	.700
6	Helena High	2	16 - 23	.696
7	Glacier High	2	22 - 33	.667
8	Bozeman High	3	43 - 66	.652

AA State Tournament Officials

Official	Hometown
James Booth	Billings
Mike Anderson	Butte
Scott Holland	Hamilton
Jason Manger	Kalispell
Craig Thompson	Billings
Scott Welch	Missoula

AA State All-Tournament Team

Players Name	G	Pts	Avg	Reb	Avg	Ast	Avg	FG - FGA	Pct	3P - 3PA	Pct	FT - FTA	Pct	Stl	Avg	Blk	Avg
Garrison Rothwell	3	40	13.3	12	4.0	19	6.3	14 - 28	.500	5 - 9	.556	7 - 13	.538	3	1.0	0	0.0
Sam Vining	3	57	19.0	15	5.0	3	1.0	18 - 34	.529	9 - 16	.562	12 - 18	.667	1	0.3	2	0.7
Mack Anderson	3	59	19.7	30	10.0	7	2.3	20 - 35	.571	0 - 0	.000	19 - 28	.679	1	0.3	7	2.3
Sam Beighle	3	81	27.0	19	6.3	10	3.3	23 - 49	.469	10 - 29	.345	25 - 27	.926	5	1.7	0	0.0
Connor Kieckbusch	4	64	16.0	9	2.3	20	5.0	20 - 37	.541	5 - 13	.385	19 - 21	.905	2	0.5	0	0.0
Kyndall Kynett	4	68	17.0	16	4.0	9	2.3	25 - 45	.556	5 - 9	.556	13 - 18	.722	4	1.0	1	0.3
Ryan Lonergan	3	46	15.3	17	5.7	2	0.7	19 - 30	.633	0 - 0	.000	8 - 10	.800	1	0.3	1	0.3
Rollie Worster	3	61	20.3	26	8.7	9	3.0	15 - 47	.319	5 - 12	.417	26 - 34	.765	5	1.7	4	1.3
Robbie Simpson	3	39	13.0	8	2.7	13	4.3	14 - 25	.560	5 - 10	.500	6 - 9	.667	7	2.3	0	0.0
Braxton Haws	4	57	14.3	10	2.5	17	4.3	19 - 43	.442	11 - 30	.367	8 - 9	.889	3	0.8	0	0.0

Garrison Rothwell
6'3 SR
C. M. Russell

Sam Vining
6'2 SR
C. M. Russell

Mack Anderson
6'9 SR
Bozeman High

Sam Beighle
6'3 SR
Missoula Sentinel

Connor Kieckbusch
6'1 SR
Billings Senior

Kyndall Kynett
6'1 SR
Great Falls High



Ryan Lonergan
6'5 JR
Bozeman High

Rollie Worster
6'3 SO
Missoula Hellgate

Robbie Simpson
5'10 SR
Bozeman High

Braxton Haws
6'1 SR
Billings Senior

AA State Tournament MVP

Garrison Rothwell

6'3 Senior

C. M. Russell Rustlers

C. M. Russell defeats Bozeman to win state championship



Billings Senior Broncs

	Opponant	L	Score	Res	Date	Scoring Leader	Pts	2nd in Scoring	Pts
1	Missoula Sentinel	RAA	61 - 59	W	03-08-18	Haws / Kieckbusch	19	Brooks Zimmer	10
2	Bozeman High	RAA	62 - 66	L	03-09-18	Connor Kieckbusch	19	Braxton Haws	13
3	Missoula Hellgate	RAA	65 - 61	W	03-10-18	Sam Evenson	15	Braxton Haws	14
4	Great Falls High	RAA	51 - 65	L	03-10-18	Connor Kieckbusch	14	Braxton Haws	11

State Tournament Games Stats

#	Players Name	G	Pts	Avg	Reb	Avg	Ast	Avg	FG - FGA	Pct	3P - 3PA	Pct	FT - FTA	Pct	Stl	Avg	Blk	Avg
1	Braxton Haws	4	57	14.3	10	2.5	17	4.3	19 - 43	.442	11 - 30	.367	8 - 9	.889	3	0.8	0	0.0
2	Ben LaBeau	4	20	5.0	5	1.3	8	2.0	7 - 14	.500	2 - 6	.333	4 - 9	.444	8	2.0	0	0.0
3	Connor Kieckbusch	4	64	16.0	9	2.3	20	5.0	20 - 37	.541	5 - 13	.385	19 - 21	.905	2	0.5	0	0.0
4	Slade Cobb	4	12	3.0	7	1.8	4	1.0	6 - 9	.667	0 - 1	.000	0 - 5	.000	2	0.5	3	0.8
10	Max Evenson	1	0	0.0	0	0.0	0	0.0	0 - 0	.000	0 - 0	.000	0 - 0	.000	0	0.0	0	0.0
21	Mike Van Atta	1	0	0.0	0	0.0	0	0.0	0 - 0	.000	0 - 0	.000	0 - 0	.000	0	0.0	0	0.0
40	Brooks Zimmer	4	35	8.8	28	7.0	5	1.3	14 - 20	.700	0 - 0	.000	7 - 8	.875	0	0.0	4	1.0
44	Sam Evenson	4	38	9.5	12	3.0	3	0.8	14 - 23	.609	0 - 0	.000	10 - 16	.625	0	0.0	7	1.8
30	Junior Bergen	4	13	3.3	2	0.5	2	0.5	5 - 9	.556	3 - 5	.600	0 - 0	.000	0	0.0	0	0.0
	Team Totals	4	239	59.8	77	19.3	59	14.8	85 - 155	.548	21 - 55	.382	48 - 68	.706	15	3.8	15	3.8
	Opponent Totals	4	251	62.8	110	27.5	47	11.8	91 - 203	.448	21 - 60	.350	48 - 67	.716	30	7.5	8	2.0

Bozeman High Hawks

	Opponant	L	Score	Res	Date	Scoring Leader	Pts	2nd in Scoring	Pts
1	Helena High	RAA	65 - 40	W	03-08-18	Mack Anderson	16	Ryan Lonergan	15
2	Billings Senior	RAA	66 - 62	W	03-09-18	Mack Anderson	23	Ryan Lonergan	16
3	C. M. Russell	RAA	69 - 81	L	03-10-18	Mack Anderson	20	Robbie Simpson	16

State Tournament Games Stats

#	Players Name	G	Pts	Avg	Reb	Avg	Ast	Avg	FG - FGA	Pct	3P - 3PA	Pct	FT - FTA	Pct	Stl	Avg	Blk	Avg
3	Ryan Simpson	3	22	7.3	4	1.3	6	2.0	8 - 15	.533	3 - 9	.333	3 - 7	.429	2	0.7	0	0.0
5	Tyler Dobie	3	9	3.0	4	1.3	2	0.7	3 - 7	.429	0 - 0	.000	3 - 4	.750	1	0.3	0	0.0
11	Robbie Simpson	3	39	13.0	8	2.7	13	4.3	14 - 25	.560	5 - 10	.500	6 - 9	.667	7	2.3	0	0.0
14	Latrell McCutcheon	3	12	4.0	13	4.3	12	4.0	5 - 14	.357	1 - 3	.333	1 - 2	.500	4	1.3	0	0.0
20	Payton Price	3	4	1.3	3	1.0	0	0.0	2 - 8	.250	0 - 6	.000	0 - 0	.000	1	0.3	0	0.0
22	Ryan Lonergan	3	46	15.3	17	5.7	2	0.7	19 - 30	.633	0 - 0	.000	8 - 10	.800	1	0.3	1	0.3
23	Mack Anderson	3	59	19.7	30	10.0	7	2.3	20 - 35	.571	0 - 0	.000	19 - 28	.679	1	0.3	7	2.3
40	Jack Carr	3	3	1.0	4	1.3	1	0.3	0 - 2	.000	0 - 0	.000	3 - 6	.500	0	0.0	1	0.3
12	Jackson Coles	1	0	0.0	0	0.0	0	0.0	0 - 1	.000	0 - 1	.000	0 - 0	.000	0	0.0	0	0.0
32	Carter Ash	3	4	1.3	1	0.3	2	0.7	2 - 8	.250	0 - 3	.000	0 - 0	.000	1	0.3	0	0.0
10	Jashon Mendoza	2	2	1.0	0	0.0	0	0.0	1 - 1	1.000	0 - 0	.000	0 - 0	.000	2	1.0	0	0.0
43	Brett Clark	1	0	0.0	1	1.0	0	0.0	0 - 0	.000	0 - 0	.000	0 - 0	.000	0	0.0	0	0.0
	Team Totals	3	200	66.7	85	28.3	45	15.0	74 - 146	.507	9 - 32	.281	43 - 66	.652	20	6.7	9	3.0
	Opponent Totals	3	183	61.0	64	21.3	42	14.0	64 - 133	.481	18 - 52	.346	37 - 52	.712	17	5.7	8	2.7

C. M. Russell Rustlers

	Opponant	L	Score	Res	Date	Scoring Leader	Pts	2nd in Scoring	Pts
1	Glacier High (OT)	RAA	51 - 49	W	03-08-18	Sam Vining	22	Currington / Depping	6
2	Great Falls High	RAA	62 - 38	W	03-09-18	Garrison Rothwell	19	Sam Vining	10
3	Bozeman High	RAA	81 - 69	W	03-10-18	Sam Vining	25	Garrison Rothwell	17

State Tournament Games Stats

#	Players Name	G	Pts	Avg	Reb	Avg	Ast	Avg	FG - FGA	Pct	3P - 3PA	Pct	FT - FTA	Pct	Stl	Avg	Blk	Avg
2	Caleb Currington	3	16	5.3	8	2.7	5	1.7	6 - 12	.500	2 - 5	.400	2 - 2	1.000	7	2.3	0	0.0
3	Ky'Myie Crawley	2	0	0.0	1	0.5	0	0.0	0 - 0	.000	0 - 0	.000	0 - 0	.000	0	0.0	0	0.0
4	Jake Wilkins	3	3	1.0	4	1.3	4	1.3	1 - 3	.333	0 - 1	.000	1 - 4	.250	3	1.0	0	0.0
10	Jake Olsen	3	19	6.3	15	5.0	4	1.3	6 - 13	.462	3 - 6	.500	4 - 6	.667	3	1.0	3	1.0
11	Kyle Byrne	3	2	0.7	0	0.0	0	0.0	1 - 3	.333	0 - 0	.000	0 - 0	.000	0	0.0	0	0.0
20	Garrison Rothwell	3	40	13.3	12	4.0	19	6.3	14 - 28	.500	5 - 9	.556	7 - 13	.538	3	1.0	0	0.0
21	Kaden Walsh	2	2	1.0	0	0.0	0	0.0	1 - 2	.500	0 - 0	.000	0 - 0	.000	0	0.0	0	0.0
24	Sam Vining	3	57	19.0	15	5.0	3	1.0	18 - 34	.529	9 - 16	.562	12 - 18	.667	1	0.3	2	0.7
42	Russell Gagne	3	17	5.7	5	1.7	2	0.7	7 - 13	.538	1 - 5	.200	2 - 3	.667	3	1.0	1	0.3
45	Garrit Bloemendaal	2	0	0.0	0	0.0	0	0.0	0 - 0	.000	0 - 0	.000	0 - 0	.000	0	0.0	0	0.0
32	Bryce Depping	3	29	9.7	12	4.0	5	1.7	6 - 12	.500	1 - 4	.250	16 - 19	.842	1	0.3	0	0.0
10	Tucker Greenwell	3	9	3.0	8	2.7	2	0.7	2 - 5	.400	0 - 0	.000	5 - 5	1.000	2	0.7	0	0.0
	Team Totals	3	194	64.7	80	26.7	44	14.7	62 - 125	.496	21 - 46	.457	49 - 70	.700	23	7.7	6	2.0
	Opponent Totals	3	156	52.0	72	24.0	30	10.0	52 - 132	.394	8 - 50	.160	44 - 62	.710	20	6.7	6	2.0

Great Falls High Bison

	Opponant	L	Score	Res	Date	Scoring Leader	Pts	2nd in Scoring	Pts
1	Missoula Hellgate	RAA	56 - 49	W	03-08-18	Kendall Kynett	19	Blake Thelen	12
2	C. M. Russell	RAA	38 - 62	L	03-09-18	Kynett / Winkler	10	Blake Thelen	6
3	Missoula Sentinel	Skyv	67 - 64	W	03-10-18	Blake Thelen	21	Kendall Kynett	18
4	Billings Senior	RAA	65 - 51	W	03-10-18	Kendall Kynett	24	Kyle Torgerson	13

State Tournament Games Stats

#	Players Name	G	Pts	Avg	Reb	Avg	Ast	Avg	FG - FGA	Pct	3P - 3PA	Pct	FT - FTA	Pct	Stl	Avg	Blk	Avg
0	Hunter McKinney	4	27	6.8	10	2.5	15	3.8	8 - 23	.348	6 - 16	.375	5 - 7	.714	3	0.8	1	0.3
3	Kendall Kynett	4	68	17.0	16	4.0	9	2.3	25 - 45	.556	5 - 9	.556	13 - 18	.722	4	1.0	1	0.3
5	Riley Callery	4	2	0.5	4	1.0	1	0.3	1 - 5	.200	0 - 2	.000	0 - 0	.000	1	0.3	1	0.3
10	Blake Thelen	4	43	10.8	27	6.8	5	1.3	14 - 28	.500	4 - 16	.250	11 - 15	.733	9	2.3	4	1.0
11	Kyle Torgerson	4	34	8.5	10	2.5	10	2.5	6 - 24	.250	5 - 14	.357	17 - 20	.850	7	1.8	0	0.0
12	Cash Abbott	3	3	1.0	1	0.3	0	0.0	1 - 3	.333	1 - 2	.500	0 - 0	.000	1	0.3	0	0.0
13	Levi Torgerson	2	0	0.0	2	1.0	1	0.5	0 - 1	.000	0 - 1	.000	0 - 0	.000	1	0.5	0	0.0
21	Teagan Olson	2	2	1.0	1	0.5	1	0.5	1 - 3	.333	0 - 1	.000	0 - 0	.000	2	1.0	0	0.0
22	Kevin Boes	4	19	4.8	6	1.5	3	0.8	8 - 16	.500	0 - 0	.000	3 - 8	.375	2	0.5	0	0.0
23	Kyle Winkler	4	16	4.0	18	4.5	3	0.8	6 - 16	.375	0 - 0	.000	4 - 6	.667	1	0.3	2	0.5
30	Keegan Bistodeau	4	12	3.0	7	1.8	6	1.5	4 - 13	.308	0 - 6	.000	4 - 4	1.000	1	0.3	0	0.0
52	Daunte Janikula	2	0	0.0	1	0.5	0	0.0	0 - 0	.000	0 - 0	.000	0 - 0	.000	0	0.0	0	0.0
	Team Totals	4	226	56.5	103	25.8	54	13.5	74 - 177	.418	21 - 67	.313	57 - 78	.731	32	8.0	9	2.3
	Opponent Totals	4	226	56.5	93	23.3	49	12.3	74 - 158	.468	24 - 67	.358	54 - 76	.711	25	6.3	10	2.5

Glacier High Wolfpack

	Opponant	L	Score	Res	Date	Scoring Leader	Pts	2nd in Scoring	Pts
1	C. M. Russell (OT)	RAA	49 - 51	L	03-08-18	Kody Jarvis	15	Collin Kazmier	11
2	Missoula Hellgate	RAA	43 - 56	L	03-09-18	Nick Whitman	12	Drew Engellant	9

State Tournament Games Stats

#	Players Name	G	Pts	Avg	Reb	Avg	Ast	Avg	FG - FGA	Pct	3P - 3PA	Pct	FT - FTA	Pct	Stl	Avg	Blk	Avg
2	Caden Harkins	2	10	5.0	7	3.5	3	1.5	3 - 11	.273	0 - 6	.000	4 - 10	.400	1	0.5	0	0.0
4	Collin Kazmier	2	19	9.5	4	2.0	0	0.0	5 - 9	.556	4 - 6	.667	5 - 6	.833	2	1.0	0	0.0
10	KJ Johnson	1	0	0.0	0	0.0	0	0.0	0 - 0	.000	0 - 0	.000	0 - 0	.000	0	0.0	0	0.0
11	Brec Rademacher	2	9	4.5	5	2.5	2	1.0	3 - 15	.200	2 - 12	.167	0 - 0	.000	0	0.0	0	0.0
12	Kody Jarvis	2	19	9.5	4	2.0	2	1.0	8 - 12	.667	1 - 2	.500	2 - 3	.667	2	1.0	3	1.5
15	Drew Engellant	2	13	6.5	10	5.0	4	2.0	4 - 10	.400	1 - 1	1.000	4 - 4	1.000	0	0.0	0	0.0
24	Alex Whitman	2	8	4.0	6	3.0	1	0.5	2 - 5	.400	0 - 1	.000	4 - 6	.667	1	0.5	0	0.0
25	Nick Whitman	2	15	7.5	7	3.5	3	1.5	6 - 12	.500	0 - 0	.000	3 - 4	.750	1	0.5	2	1.0
42	A.J. Grande	2	0	0.0	1	0.5	0	0.0	0 - 1	.000	0 - 0	.000	0 - 0	.000	0	0.0	0	0.0
5	Ethan Baines	1	0	0.0	0	0.0	0	0.0	0 - 0	.000	0 - 0	.000	0 - 0	.000	0	0.0	0	0.0
	Team Totals	2	92	46.0	45	22.5	14	7.0	31 - 75	.413	8 - 28	.286	22 - 33	.667	7	3.5	5	2.5
	Opponent Totals	2	107	53.5	56	28.0	19	9.5	32 - 82	.390	8 - 27	.296	35 - 49	.714	12	6.0	6	3.0

Helena High Bengals

	Opponant	L	Score	Res	Date	Scoring Leader	Pts	2nd in Scoring	Pts
1	Bozeman High	RAA	40 - 65	L	03-08-18	Grady Koenig	11	Dawson Tedesco	7
2	Missoula Sentinel	RAA	38 - 55	L	03-09-18	Alex Johnson	12	Caleb Ferguson	8

State Tournament Games Stats

#	Players Name	G	Pts	Avg	Reb	Avg	Ast	Avg	FG - FGA	Pct	3P - 3PA	Pct	FT - FTA	Pct	Stl	Avg	Blk	Avg
12	Dawson Tedesco	2	10	5.0	4	2.0	3	1.5	4 - 8	.500	1 - 4	.250	1 - 2	.500	2	1.0	0	0.0
13	Caleb Ferguson	2	8	4.0	3	1.5	0	0.0	3 - 8	.375	0 - 1	.000	2 - 3	.667	2	1.0	0	0.0
15	Hayden Ferguson	2	13	6.5	9	4.5	2	1.0	6 - 9	.667	0 - 0	.000	1 - 1	1.000	0	0.0	0	0.0
22	Carson Woodland	2	5	2.5	1	0.5	0	0.0	2 - 5	.400	0 - 1	.000	1 - 1	1.000	1	0.5	0	0.0
24	Josiah Shelley	2	2	1.0	0	0.0	0	0.0	1 - 5	.200	0 - 2	.000	0 - 0	.000	0	0.0	0	0.0
32	Alex Johnson	2	15	7.5	8	4.0	2	1.0	5 - 15	.333	2 - 10	.200	3 - 4	.750	1	0.5	0	0.0
33	Grady Koenig	2	11	5.5	5	2.5	1	0.5	3 - 11	.273	1 - 4	.250	4 - 6	.667	0	0.0	0	0.0
34	Connor Murgel	2	5	2.5	4	2.0	2	1.0	1 - 8	.125	1 - 7	.143	2 - 2	1.000	3	1.5	0	0.0
40	Aidan Brus	1	0	0.0	1	1.0	0	0.0	0 - 1	.000	0 - 0	.000	0 - 0	.000	0	0.0	0	0.0
44	Holden Sampson	2	9	4.5	5	2.5	0	0.0	3 - 5	.600	1 - 1	1.000	2 - 4	.500	0	0.0	0	0.0
42	Jacob Howell	1	0	0.0	0	0.0	0	0.0	0 - 0	.000	0 - 0	.000	0 - 0	.000	0	0.0	0	0.0
10	Ty McGurran	1	0	0.0	0	0.0	0	0.0	0 - 1	.000	0 - 1	.000	0 - 0	.000	0	0.0	0	0.0
	Team Totals	2	78	39.0	40	20.0	10	5.0	28 - 76	.368	6 - 31	.194	16 - 23	.696	9	4.5	0	0.0
	Opponent Totals	2	120	60.0	51	25.5	20	10.0	43 - 85	.506	7 - 22	.318	27 - 35	.771	15	7.5	9	4.5

Missoula Hellgate Knights

	Opponant	L	Score	Res	Date	Scoring Leader	Pts	2nd in Scoring	Pts
1	Great Falls High	RAA	49 - 56	L	03-08-18	Bridger Deden	18	Rollie Worster	16
2	Glacier High	RAA	56 - 43	W	03-09-18	Rollie Worster	20	Dylan Holst	13
3	Billings Senior	RAA	61 - 65	L	03-10-18	Rollie Worster	25	Bridger Deden	12

State Tournament Games Stats

#	Players Name	G	Pts	Avg	Reb	Avg	Ast	Avg	FG - FGA	Pct	3P - 3PA	Pct	FT - FTA	Pct	Stl	Avg	Blk	Avg
3	Jordan Christian	1	0	0.0	0	0.0	0	0.0	0 - 0	.000	0 - 0	.000	0 - 0	.000	0	0.0	0	0.0
4	Bridger Deden	3	33	11.0	14	4.7	4	1.3	9 - 32	.281	3 - 13	.231	12 - 15	.800	1	0.3	0	0.0
5	Gage Haran	1	0	0.0	1	1.0	0	0.0	0 - 0	.000	0 - 0	.000	1 - 2	.500	0	0.0	0	0.0
10	Dylan Holst	3	15	5.0	5	1.7	4	1.3	7 - 20	.350	1 - 6	.167	0 - 0	.000	2	0.7	0	0.0
12	Logan Riddle	3	8	2.7	6	2.0	1	0.3	3 - 5	.600	1 - 2	.500	1 - 2	.500	1	0.3	0	0.0
22	Kade Lunday	3	23	7.7	20	6.7	3	1.0	11 - 22	.500	0 - 2	.000	1 - 4	.250	4	1.3	4	1.3
23	Ceaton Oliver	3	10	3.3	5	1.7	1	0.3	4 - 5	.800	0 - 0	.000	2 - 2	1.000	0	0.0	0	0.0
24	Rollie Worster	3	61	20.3	26	8.7	9	3.0	15 - 47	.319	5 - 12	.417	26 - 34	.765	5	1.7	4	1.3
32	Abe Johnson	3	13	4.3	10	3.3	0	0.0	5 - 9	.556	0 - 0	.000	3 - 6	.500	0	0.0	1	0.3
30	Fisher Richardson	3	2	0.7	5	1.7	4	1.3	1 - 8	.125	0 - 5	.000	0 - 0	.000	3	1.0	0	0.0
2	Beckett Arthur	1	0	0.0	0	0.0	0	0.0	0 - 0	.000	0 - 0	.000	0 - 0	.000	0	0.0	0	0.0
14	Wyatt Brown	1	0	0.0	1	1.0	0	0.0	0 - 0	.000	0 - 0	.000	0 - 0	.000	0	0.0	0	0.0
	Team Totals	3	166	55.3	93	31.0	26	8.7	55 - 148	.372	10 - 40	.250	46 - 65	.708	16	5.3	9	3.0
	Opponent Totals	3	164	54.7	76	25.3	32	10.7	52 - 119	.437	15 - 40	.375	45 - 64	.703	9	3.0	8	2.7

Missoula Sentinel Spartans

	Opponant	L	Score	Res	Date	Scoring Leader	Pts	2nd in Scoring	Pts
1	Billings Senior	RAA	59 - 61	L	03-08-18	Sam Beighle	32	Gaige Deshazer	17
2	Helena High	RAA	55 - 38	W	03-09-18	Sam Beighle	20	Gaige Deshazer	9
3	Great Falls High	Skyv	64 - 67	L	03-10-18	Sam Beighle	29	Gaige Deshazer	19

State Tournament Games Stats

#	Players Name	G	Pts	Avg	Reb	Avg	Ast	Avg	FG - FGA	Pct	3P - 3PA	Pct	FT - FTA	Pct	Stl	Avg	Blk	Avg
3	Sam Beighle	3	81	27.0	19	6.3	10	3.3	23 - 49	.469	10 - 29	.345	25 - 27	.926	5	1.7	0	0.0
4	Gaige DeShazer	3	45	15.0	4	1.3	1	0.3	16 - 37	.432	11 - 26	.423	2 - 3	.667	2	0.7	0	0.0
5	Brayden Danzinger	3	2	0.7	1	0.3	2	0.7	1 - 5	.200	0 - 4	.000	0 - 0	.000	0	0.0	0	0.0
10	Elias DeWaters	3	10	3.3	3	1.0	1	0.3	3 - 9	.333	0 - 1	.000	4 - 4	1.000	7	2.3	1	0.3
12	Brandon Morley	3	5	1.7	2	0.7	1	0.3	2 - 3	.667	0 - 0	.000	1 - 2	.500	1	0.3	0	0.0
20	Alex Germer	3	16	5.3	9	3.0	3	1.0	5 - 10	.500	2 - 3	.667	4 - 6	.667	0	0.0	1	0.3
22	Rylan Ortt	1	0	0.0	1	1.0	0	0.0	0 - 0	.000	0 - 0	.000	0 - 0	.000	0	0.0	0	0.0
23	Nick Germer	3	4	1.3	6	2.0	1	0.3	1 - 1	1.000	0 - 0	.000	2 - 2	1.000	2	0.7	0	0.0
30	Trey Kolb	3	10	3.3	11	3.7	1	0.3	3 - 5	.600	0 - 0	.000	4 - 6	.667	5	1.7	0	0.0
24	Scott Malikie	3	5	1.7	6	2.0	0	0.0	2 - 6	.333	0 - 1	.000	1 - 2	.500	0	0.0	2	0.7
32	Hayden Kolb	1	0	0.0	0	0.0	0	0.0	0 - 1	.000	0 - 1	.000	0 - 0	.000	0	0.0	0	0.0
40	Neil Daly	1	0	0.0	1	1.0	0	0.0	0 - 0	.000	0 - 0	.000	0 - 0	.000	0	0.0	0	0.0
	Team Totals	3	178	59.3	64	21.3	20	6.7	56 - 126	.444	23 - 65	.354	43 - 52	.827	22	7.3	4	1.3
	Opponent Totals	3	166	55.3	65	21.7	33	11.0	57 - 116	.491	18 - 46	.391	34 - 50	.680	16	5.3	2	0.7

AA State Tournament Scoring Leaders

	Players Name	Team	G	PTS	AVG
1	Sam Beighle	Sentinel	3	81	27.0
2	Rollie Worster	Hellgate	3	61	20.3
3	Mack Anderson	Bozeman	3	59	19.7
4	Sam Vining	CMR	3	57	19.0
5	Kendall Kynett	GFH	4	68	17.0
6	Connor Kieckbusch	Senior	4	64	16.0
7	Ryan Lonergan	Bozeman	3	46	15.3
8	Gaige DeShazer	Sentinel	3	45	15.0
9	Braxton Haws	Senior	4	57	14.3
10	Garrison Rothwell	CMR	3	40	13.3
11	Robbie Simpson	Bozeman	3	39	13.0
12	Bridger Deden	Hellgate	3	33	11.0
13	Blake Thelen	GFH	4	43	10.8
14	Bryce Depping	CMR	3	29	9.7
15	Sam Evenson	Senior	4	38	9.5
16	Collin Kazmier	Glacier	2	19	9.5
--	Kody Jarvis	Glacier	2	19	9.5

Beighle


Worster

Anderson

Vining

AA State Tournament Steals Leaders

	Players Name	Team	G	STL	AVG
1	Elias DeWaters	Sentinel	3	7	2.33
2	Caleb Currington	CMR	3	7	2.33
3	Robbie Simpson	Bozeman	3	7	2.33
4	Blake Thelen	GFH	4	9	2.25
5	Ben LaBeau	Senior	4	8	2.00
6	Kyle Torgerson	GFH	4	7	1.75
7	Trey Kolb	Sentinel	3	5	1.67
8	Rollie Worster	Hellgate	3	5	1.67
9	Sam Beighle	Sentinel	3	5	1.67
10	Connor Murgel	Helena	2	3	1.50
11	Kade Lunday	Hellgate	3	4	1.33
12	Latrell McCutcheon	Bozeman	3	4	1.33
13	Kendall Kynett	GFH	4	4	1.00
14	Russell Gagne	CMR	3	3	1.00
15	Jake Wilkins	CMR	3	3	1.00
16	J. Olsen - G. Rothwell	CMR	3	3	1.00
--	Fisher Richardson	Hellgate	3	3	1.00

DeWaters

Currington

Ro. Simpson

Thelen

AA State Tournament Rebound Leaders

	Players Name	Team	G	REB	AVG
1	Mack Anderson	Bozeman	3	30	10.0
2	Rollie Worster	Hellgate	3	26	8.7
3	Brooks Zimmer	Senior	4	28	7.0
4	Blake Thelen	GFH	4	27	6.8
5	Kade Lunday	Hellgate	3	20	6.7
6	Sam Beighle	Sentinel	3	19	6.3
7	Ryan Lonergan	Bozeman	3	17	5.7
8	Sam Vining	CMR	3	15	5.0
9	Jake Olsen	CMR	3	15	5.0
10	Drew Engellant	Glacier	2	10	5.0
11	Bridger Deden	Hellgate	3	14	4.7
12	Kyle Winkler	GFH	4	18	4.5
13	Hayden Ferguson	Helena	2	9	4.5
14	Latrell McCutcheon	Bozeman	3	13	4.3
15	Kendall Kynett	GFH	4	16	4.0
16	Garrison Rothwell	CMR	3	12	4.0
--	Bryce Depping	CMR	3	12	4.0

Anderson


Worster

Zimmer

Thelen

AA State Tournament Blocked Shots Leaders

	Players Name	Team	G	BLK	AVG
1	Mack Anderson	Bozeman	3	7	2.33
2	Sam Evenson	Senior	4	7	1.75
3	Kody Jarvis	Glacier	2	3	1.50
4	Kade Lunday	Hellgate	3	4	1.33
5	Rollie Worster	Hellgate	3	4	1.33
6	Brooks Zimmer	Senior	4	4	1.00
7	Blake Thelen	GFH	4	4	1.00
8	Jake Olsen	CMR	3	3	1.00
9	Nick Whitman	Glacier	2	2	1.00
10	Slade Cobb	Senior	4	3	0.75
11	Scott Malikie	Sentinel	3	2	0.67
12	Sam Vining	CMR	3	2	0.67
13	Kyle Winkler	GFH	4	2	0.50
14	Russell Gagne	CMR	3	1	0.33
15	Abe Johnson	Hellgate	3	1	0.33
16	E. DeWaters / A. Germer	Sentinel	3	1	0.33
--	Jack Carr / R. Lonergan	Bozeman	3	1	0.33

Anderson

S. Evenson


Jarvis


Lunday


Worster

AA State Tournament Assists Leaders

	Players Name	Team	G	AST	AVG
1	Garrison Rothwell	CMR	3	19	6.33
2	Connor Kieckbusch	Senior	4	20	5.00
3	Robbie Simpson	Bozeman	3	13	4.33
4	Braxton Haws	Senior	4	17	4.25
5	Latrell McCutcheon	Bozeman	3	12	4.00
6	Hunter McKinney	GFH	4	15	3.75
7	Sam Beighle	Sentinel	3	10	3.33
8	Rollie Worster	Hellgate	3	9	3.00
9	Kyle Torgerson	GFH	4	10	2.50
10	Mack Anderson	Bozeman	3	7	2.33
11	Kendall Kynett	GFH	4	9	2.25
12	Ben LaBeau	Senior	4	8	2.00
13	Ryan Simpson	Bozeman	3	6	2.00
14	Drew Engellant	Glacier	2	4	2.00
15	Caleb Currington	CMR	3	5	1.67
16	Bryce Depping	CMR	3	5	1.67

Rothwell

Kieckbusch

Ro. Simpson

Haws

AA State Tournament Field Goal % Leaders - minimum 5 made FG

	Players Name	Team	G	FGM - FGA	PCT
1	Brooks Zimmer	Senior	4	14 - 20	.700
2	Slade Cobb	Senior	4	6 - 9	.667
3	Kody Jarvis	Glacier	2	8 - 12	.667
4	Hayden Ferguson	Helena	2	6 - 9	.667
5	Ryan Lonergan	Bozeman	3	19 - 30	.633
6	Sam Evenson	Senior	4	14 - 23	.609
7	Mack Anderson	Bozeman	3	20 - 35	.571
8	Robbie Simpson	Bozeman	3	14 - 25	.560
9	Kendall Kynett	GFH	4	25 - 45	.556
10	Junior Bergen	Senior	4	5 - 9	.556
11	Collin Kazmier	Glacier	2	5 - 9	.556
12	Abe Johnson	Hellgate	3	5 - 9	.556
13	Connor Kieckbusch	Senior	4	20 - 37	.541
14	Russell Gagne	CMR	3	7 - 13	.538
15	Ryan Simpson	Bozeman	3	8 - 15	.533
16	Sam Vining	CMR	3	18 - 34	.529

Zimmer

Cobb

Jarvis

H. Ferguson

AA State Tournament Field Goals Made per Game Leaders

	Players Name	Team	G	FGM - FGA	FG/G
1	Sam Beighle	Sentinel	3	23 - 49	7.67
2	Mack Anderson	Bozeman	3	20 - 35	6.67
3	Ryan Lonergan	Bozeman	3	19 - 30	6.33
4	Kendall Kynett	GFH	4	25 - 45	6.25
5	Sam Vining	CMR	3	18 - 34	6.00
6	Gaige DeShazer	Sentinel	3	16 - 37	5.33
7	Connor Kieckbusch	Senior	4	20 - 37	5.00
8	Rollie Worster	Hellgate	3	15 - 47	5.00
9	Braxton Haws	Senior	4	19 - 43	4.75
10	Robbie Simpson	Bozeman	3	14 - 25	4.67
11	Garrison Rothwell	CMR	3	14 - 28	4.67
12	Kody Jarvis	Glacier	2	8 - 12	4.00
13	Kade Lunday	Hellgate	3	11 - 22	3.67
14	Brooks Zimmer	Senior	4	14 - 20	3.50
15	Sam Evenson	Senior	4	14 - 23	3.50
16	Blake Thelen	GFH	4	14 - 28	3.50

Beighle

Anderson


Lonergan

Kynett

AA State Tournament Free Throw % Leaders - minimum 5 made FT

	Players Name	Team	G	FTM - FTA	PCT
1	Tucker Greenwell	CMR	3	5 - 5	1.000
2	Sam Beighle	Sentinel	3	25 - 27	.926
3	Connor Kieckbusch	Senior	4	19 - 21	.905
4	Braxton Haws	Senior	4	8 - 9	.889
5	Brooks Zimmer	Senior	4	7 - 8	.875
6	Kyle Torgerson	GFH	4	17 - 20	.850
7	Bryce Depping	CMR	3	16 - 19	.842
8	Collin Kazmier	Glacier	2	5 - 6	.833
9	Bridger Deden	Hellgate	3	12 - 15	.800
10	Ryan Lonergan	Bozeman	3	8 - 10	.800
11	Rollie Worster	Hellgate	3	26 - 34	.765
12	Blake Thelen	GFH	4	11 - 15	.733
13	Kendall Kynett	GFH	4	13 - 18	.722
14	Hunter McKinney	GFH	4	5 - 7	.714
15	Mack Anderson	Bozeman	3	19 - 28	.679
16	Sam Vining	CMR	3	12 - 18	.667
--	Robbie Simpson	Bozeman	3	6 - 9	.667

Greenwell

Beighle

Kieckbusch

Haws

AA State Tournament 3-Point Field Goal % Leaders - minimum 3 made 3-pt FG

	Players Name	Team	G	3PM - 3PA	PCT
1	Collin Kazmier	Glacier	2	4 - 6	.667
2	Junior Bergen	Senior	4	3 - 5	.600
3	Sam Vining	CMR	3	9 - 16	.562
4	Kendall Kynett	GFH	4	5 - 9	.556
5	Garrison Rothwell	CMR	3	5 - 9	.556
6	Robbie Simpson	Bozeman	3	5 - 10	.500
7	Jake Olsen	CMR	3	3 - 6	.500
8	Gaige DeShazer	Sentinel	3	11 - 26	.423
9	Rollie Worster	Hellgate	3	5 - 12	.417
10	Connor Kieckbusch	Senior	4	5 - 13	.385
11	Hunter McKinney	GFH	4	6 - 16	.375
12	Braxton Haws	Senior	4	11 - 30	.367
13	Kyle Torgerson	GFH	4	5 - 14	.357
14	Sam Beighle	Sentinel	3	10 - 29	.345
15	Ryan Simpson	Bozeman	3	3 - 9	.333
16	Blake Thelen	GFH	4	4 - 16	.250


Kazmier

Bergen

Vining

Kynett

Rothwell

AA State Tournament Free Throws Made per Game Leaders

	Players Name	Team	G	FTM - FTA	FT/G
1	Rollie Worster	Hellgate	3	26 - 34	8.67
2	Sam Beighle	Sentinel	3	25 - 27	8.33
3	Mack Anderson	Bozeman	3	19 - 28	6.33
4	Bryce Depping	CMR	3	16 - 19	5.33
5	Connor Kieckbusch	Senior	4	19 - 21	4.75
6	Kyle Torgerson	GFH	4	17 - 20	4.25
7	Bridger Deden	Hellgate	3	12 - 15	4.00
8	Sam Vining	CMR	3	12 - 18	4.00
9	Kendall Kynett	GFH	4	13 - 18	3.25
10	Blake Thelen	GFH	4	11 - 15	2.75
11	Ryan Lonergan	Bozeman	3	8 - 10	2.67
12	Sam Evenson	Senior	4	10 - 16	2.50
13	Collin Kazmier	Glacier	2	5 - 6	2.50
14	Garrison Rothwell	CMR	3	7 - 13	2.33
15	Braxton Haws	Senior	4	8 - 9	2.00
16	Robbie Simpson	Bozeman	3	6 - 9	2.00


Worster

Beighle

Anderson


Depping

AA State Tournament 3-Point Field Goals Made per Game Leaders

	Players Name	Team	G	3PM - 3PA	3P/G
1	Gaige DeShazer	Sentinel	3	11 - 26	3.67
2	Sam Beighle	Sentinel	3	10 - 29	3.33
3	Sam Vining	CMR	3	9 - 16	3.00
4	Braxton Haws	Senior	4	11 - 30	2.75
5	Collin Kazmier	Glacier	2	4 - 6	2.00
6	Garrison Rothwell	CMR	3	5 - 9	1.67
7	Robbie Simpson	Bozeman	3	5 - 10	1.67
8	Rollie Worster	Hellgate	3	5 - 12	1.67
9	Hunter McKinney	GFH	4	6 - 16	1.50
10	Kendall Kynett	GFH	4	5 - 9	1.25
11	Connor Kieckbusch	Senior	4	5 - 13	1.25
12	Kyle Torgerson	GFH	4	5 - 14	1.25
13	Blake Thelen	GFH	4	4 - 16	1.00
14	Jake Olsen	CMR	3	3 - 6	1.00
15	Ryan Simpson	Bozeman	3	3 - 9	1.00
16	Bridger Deden	Hellgate	3	3 - 13	1.00

DeShazer

Beighle

Vining

Haws

AA State Tournament Field Goal Efficiency Leaders - minimum 12 points scored

	Players Name	Team	G	PTS	FGA	PPA
1	Bryce Depping	CMR	3	29	12	2.42
2	Collin Kazmier	Glacier	2	19	9	2.11
3	Brooks Zimmer	Senior	4	35	20	1.75
4	Connor Kieckbusch	Senior	4	64	37	1.73
5	Mack Anderson	Bozeman	3	59	35	1.69
6	Sam Vining	CMR	3	57	34	1.68
7	Sam Beighle	Sentinel	3	81	49	1.65
8	Sam Evenson	Senior	4	38	23	1.65
9	Alex Germer	Sentinel	3	16	10	1.60
10	Kody Jarvis	Glacier	2	19	12	1.58
11	Robbie Simpson	Bozeman	3	39	25	1.56
12	Blake Thelen	GFH	4	43	28	1.54
13	Ryan Lonergan	Bozeman	3	46	30	1.53
14	Kendall Kynett	GFH	4	68	45	1.51
15	Ryan Simpson	Bozeman	3	22	15	1.47
16	Jake Olsen	CMR	3	19	13	1.46


Depping


Kazmier

Zimmer

Kieckbusch

Great Falls High - 56
Missoula Hellgate - 49

Game - 1 | 3/8/18 | State Tournament | at Rimrock AA - Metra

Great Falls High	---	9 - 12	- 19 - 16	---	56	Basketball Boxscore
Missoula Hellgate	---	9 - 13	- 11 - 16	---	49	

Missoula Hellgate Knights (10-2 , 16-6)

Player	FG	3PT	FT	Pts	Reb	Ast	Stl	Blk
Bridger Deden	4 - 12	3 - 7	7 - 8	18	6	2	1	---
Rollie Worster	3 - 14	1 - 4	9 - 10	16	8	2	2	1
Kade Lunday	3 - 6	- - -	- - -	6	5	---	1	2
Abe Johnson	2 - 3	- - -	1 - 2	5	3	---	---	---
Dylan Holst	1 - 5	0 - 3	- - -	2	2	2	---	---
Fisher Richardson	1 - 6	0 - 4	- - -	2	2	1	2	---
Logan Riddle	0 - 1	0 - 1	- - -	---	3	---	---	---
Ceaton Oliver	0 - 1	- - -	- - -	---	---	---	---	---
Totals	14 - 48	4 - 19	17 - 20	49	29	7	6	3

Great Falls High Bison (9-3 , 18-5)

Player	FG	3PT	FT	Pts	Reb	Ast	Stl	Blk
Kendall Kynett	7 - 11	2 - 3	3 - 4	19	5	3	1	---
Blake Thelen	4 - 6	2 - 6	2 - 2	12	9	2	2	1
Hunter McKinney	3 - 5	3 - 3	- - -	9	3	5	---	1
Kevin Boes	4 - 8	- - -	1 - 4	9	3	---	---	---
Keegan Bistodeau	0 - 1	- - -	4 - 4	4	2	1	---	---
Kyle Torgerson	0 - 5	0 - 2	2 - 3	2	1	3	1	---
Kyle Winkler	0 - 1	- - -	1 - 2	1	3	2	---	1
Riley Callery	- - -	- - -	- - -	---	---	---	---	---
Totals	18 - 37	7 - 14	13 - 19	56	26	16	4	3

C. M. Russell - 51
Glacier High - 49

Game - 2 | 3/8/18 | State Tournament | at Rimrock AA - OT

C. M. Russell	---	2 - 21	- 9 - 11	- 8 ---	51	Basketball Boxscore
Glacier High	---	15 - 13	- 8 - 7	- 6 ---	49	

Glacier High Wolfpack (6-6 , 10-13)

Player	FG	3PT	FT	Pts	Reb	Ast	Stl	Blk
Kody Jarvis	6 - 6	1 - 1	2 - 3	15	3	1	1	2
Collin Kazmier	3 - 6	2 - 3	3 - 4	11	3	---	2	---
Caden Harkins	3 - 6	0 - 3	1 - 2	7	3	1	1	---
Brec Rademacher	2 - 9	1 - 7	- - -	5	4	1	---	---
Drew Engellant	1 - 3	- - -	2 - 2	4	5	3	---	---
Alex Whitman	1 - 3	- - -	2 - 2	4	3	---	---	---
Nick Whitman	1 - 2	- - -	1 - 2	3	2	3	---	---
KJ Johnson	- - -	- - -	- - -	---	---	---	---	---
A.J. Grande	- - -	- - -	- - -	---	---	---	---	---
Totals	17 - 35	4 - 14	11 - 15	49	23	9	4	2

C. M. Russell Rustlers (9-3 , 17-4)

Player	FG	3PT	FT	Pts	Reb	Ast	Stl	Blk
Sam Vining	6 - 14	3 - 6	7 - 11	22	5	1	---	1
Caleb Currington	2 - 5	2 - 3	- - -	6	1	1	1	---
Bryce Depping	0 - 2	0 - 2	6 - 6	6	6	3	1	---
Tucker Greenwell	1 - 2	- - -	3 - 3	5	1	---	1	---
Jake Olsen	1 - 5	0 - 2	2 - 2	4	4	---	1	---
Garrison Rothwell	2 - 4	0 - 1	- - -	4	1	3	---	---
Jake Wilkins	1 - 1	- - -	- - -	2	2	2	---	---
Russell Gagne	1 - 6	0 - 3	- - -	2	4	---	1	1
Kyle Byrne	0 - 1	- - -	- - -	---	---	---	---	---
Totals	14 - 40	5 - 17	18 - 22	51	24	10	5	2

Bozeman HIgh - 65
Helena High - 40

Game - 3 | 3/8/18 | State Tournament | at Rimrock AA - Metra

Bozeman High	---	16 - 14 - 18 - 17	---	65	Basketball Boxscore
Helena High	---	9 - 9 - 10 - 12	---	40	

Helena High Bengals (0-0 , 0-0)

Player	FG	3PT	FT	Pts	Reb	Ast	Stl	Blk
Grady Koenig	3 - 7	1 - 2	4 - 6	11	3	1	---	---
Dawson Tedesco	3 - 5	0 - 2	1 - 2	7	2	2	1	---
Hayden Ferguson	3 - 5	- - -	- - -	6	3	1	---	---
Holden Sampson	2 - 2	- - -	1 - 2	5	5	---	---	---
Carson Woodland	1 - 4	0 - 1	1 - 1	3	1	---	1	---
Alex Johnson	1 - 8	1 - 8	- - -	3	7	---	1	---
Connor Murgel	1 - 3	1 - 3	- - -	3	1	---	2	---
Josiah Shelley	1 - 2	0 - 1	- - -	2	---	---	---	---
Ty McGurran	0 - 1	0 - 1	- - -	---	---	---	---	---
Aidan Brus	0 - 1	- - -	- - -	---	1	---	---	---
Caleb Ferguson	0 - 3	- - -	- - -	---	---	---	---	---
Jacob Howell	- - -	- - -	- - -	---	---	---	---	---
Totals	15 - 41	3 - 18	7 - 11	40	23	4	5	0

Bozeman High Hawks (6-6 , 14-8)

Player	FG	3PT	FT	Pts	Reb	Ast	Stl	Blk
Mack Anderson	6 - 11	- - -	4 - 7	16	8	2	---	4
Ryan Lonergan	5 - 6	- - -	5 - 6	15	7	1	1	---
Robbie Simpson	4 - 4	2 - 2	- - -	10	2	6	2	---
Ryan Simpson	3 - 4	2 - 3	- - -	8	---	2	---	---
Tyler Dobie	3 - 6	- - -	- - -	6	---	2	1	---
Jashon Mendoza	1 - 1	- - -	- - -	2	---	---	1	---
Latrell McCutcheon	1 - 3	- - -	- - -	2	2	2	2	---
Payton Price	1 - 4	0 - 3	- - -	2	2	---	1	---
Carter Ash	1 - 6	0 - 2	- - -	2	1	2	1	---
Jack Carr	0 - 2	- - -	2 - 2	2	3	1	---	1
Jackson Coles	0 - 1	0 - 1	- - -	---	---	---	---	---
Brett Clark	- - -	- - -	- - -	---	1	---	---	---
Totals	25 - 48	4 - 11	11 - 15	65	26	18	9	5

Billings Senior - 61
Missoula Sentinel - 59

Game - 4 | 3/8/18 | State Tournament | at Rimrock AA - Metra

Billings Senior	---	19 - 12 - 16 - 14	---	61	Basketball Boxscore
Missoula Sentinel	---	14 - 20 - 10 - 15	---	59	

Billings Senior Broncs (6-6 , 13-10)

Player	FG	3PT	FT	Pts	Reb	Ast	Stl	Blk
Braxton Haws	7 - 13	3 - 8	2 - 3	19	4	6	---	---
Connor Kieckbusch	6 - 10	3 - 4	4 - 4	19	4	5	1	---
Brooks Zimmer	4 - 5	- - -	2 - 3	10	7	---	---	1
Ben LaBeau	2 - 3	1 - 1	0 - 2	5	1	1	3	---
Sam Evenson	2 - 2	- - -	- - -	4	---	1	---	1
Slade Cobb	1 - 1	- - -	- - -	2	1	2	1	---
Junior Bergen	1 - 1	- - -	- - -	2	---	---	---	---
Max Evenson	- - -	- - -	- - -	---	---	---	---	---
Totals	23 - 35	7 - 13	8 - 12	61	17	15	5	2

Missoula Sentinel Spartans

Player	FG	3PT	FT	Pts	Reb	Ast	Stl	Blk
Sam Beighle	9 - 22	5 - 15	9 - 9	32	8	5	2	---
Gaige DeShazer	6 - 15	5 - 11	- - -	17	1	---	1	---
Alex Germer	2 - 6	1 - 2	0 - 1	5	4	---	---	---
Trey Kolb	1 - 2	- - -	1 - 2	3	5	1	4	---
Scott Malikie	1 - 2	0 - 1	- - -	2	---	---	---	---
Elias DeWaters	0 - 2	0 - 1	- - -	---	---	1	2	---
Brayden Danzinger	0 - 1	0 - 1	- - -	---	1	---	---	---
Nick Germer	- - -	- - -	- - -	---	3	---	1	---
Brandon Morley	- - -	- - -	- - -	---	---	---	1	---
Totals	19 - 50	11 - 31	10 - 12	59	22	7	11	0

Missoula Hellgate - 56
Glacier High - 43

Game - 5 | 3/9/18 | State Tournament | at Rimrock AA - Metra

Missoula Hellgate	---	13 -	7 -	12 -	24	---	56
Glacier High	---	9 -	3 -	11 -	20	---	43

Basketball Boxscore

Glacier High Wolfpack (6-6 , 10-14)

Player	FG	3PT	FT	Pts	Reb	Ast	Stl	Blk
Nick Whitman	5 - 10	- - -	2 - 2	12	5	---	1	2
Drew Engellant	3 - 7	1 - 1	2 - 2	9	5	1	---	---
Collin Kazmier	2 - 3	2 - 3	2 - 2	8	1	---	---	---
Kody Jarvis	2 - 6	0 - 1	- - -	4	1	1	1	1
Alex Whitman	1 - 2	0 - 1	2 - 4	4	3	1	1	---
Caden Harkins	0 - 5	0 - 3	3 - 8	3	4	2	---	---
Brec Rademacher	1 - 6	1 - 5	- - -	3	2	---	---	---
A. J. Grande	0 - 1	- - -	- - -	---	1	---	---	---
Ethan Baines	- - -	- - -	- - -	---	---	---	---	---
Totals	14 - 40	4 - 14	11 - 18	43	22	5	3	3

Missoula Hellgate Knights (10-2 , 17-6)

Player	FG	3PT	FT	Pts	Reb	Ast	Stl	Blk
Rollie Worster	4 - 15	1 - 3	11 - 17	20	10	5	2	2
Dylan Holst	6 - 10	1 - 2	- - -	13	3	---	1	---
Kade Lunday	3 - 6	0 - 1	1 - 2	7	5	2	2	1
Logan Riddle	2 - 2	1 - 1	1 - 2	6	1	---	1	---
Ceaton Oliver	2 - 2	- - -	2 - 2	6	3	1	---	---
Bridger Deden	1 - 5	0 - 2	1 - 2	3	4	1	---	---
Gage Haran	- - -	- - -	1 - 2	1	1	---	---	---
Fisher Richardson	0 - 1	0 - 1	- - -	---	2	---	1	---
Abe Johnson	0 - 1	- - -	- - -	---	2	---	---	1
Wyatt Brown	- - -	- - -	- - -	---	1	---	---	---
Jordan Christian	- - -	- - -	- - -	---	---	---	---	---
Beckett Arthur	- - -	- - -	- - -	---	---	---	---	---
Totals	18 - 42	3 - 10	17 - 27	56	32	9	7	4

Missoula Sentinel - 55
Helena High - 38

Game - 6 | 3/9/18 | State Tournament | at Rimrock AA - Metra

Missoula Sentinel	---	14 -	11 -	23 -	7	---	55
Helena High	---	11 -	7 -	9 -	11	---	38

Basketball Boxscore

Helena High Bengals (0-0 , 0-0)

Player	FG	3PT	FT	Pts	Reb	Ast	Stl	Blk
Alex Johnson	4 - 7	1 - 2	3 - 4	12	1	---	---	---
Caleb Ferguson	3 - 5	0 - 1	2 - 3	8	3	---	2	---
Hayden Ferguson	3 - 4	- - -	1 - 1	7	6	1	---	---
Holden Sampson	1 - 3	1 - 1	1 - 2	4	---	---	---	---
Dawson Tedesco	1 - 3	1 - 2	- - -	3	2	1	1	---
Carson Woodland	1 - 1	- - -	- - -	2	---	---	---	---
Connor Murgel	0 - 5	0 - 4	2 - 2	2	3	2	1	---
Grady Koenig	0 - 4	0 - 2	- - -	---	2	---	---	---
Josiah Shelley	0 - 3	0 - 1	- - -	---	---	---	---	---
Totals	13 - 35	3 - 13	9 - 12	38	17	4	4	0

Missoula Sentinel Spartans

Player	FG	3PT	FT	Pts	Reb	Ast	Stl	Blk
Sam Beighle	8 - 13	2 - 4	2 - 2	20	4	---	1	---
Gaige DeShazer	3 - 8	1 - 4	2 - 3	9	2	---	1	---
Elias DeWaters	2 - 5	- - -	4 - 4	8	2	---	3	1
Alex Germer	1 - 2	- - -	4 - 5	6	4	1	---	1
Brandon Morley	2 - 3	- - -	1 - 2	5	2	1	---	---
Scott Malikie	1 - 2	- - -	1 - 2	3	5	---	---	2
Nick Germer	- - -	- - -	2 - 2	2	---	---	---	---
Trey Kolb	1 - 1	- - -	- - -	2	3	---	1	---
Brayden Danzinger	0 - 2	0 - 2	- - -	---	1	---	---	---
Hayden Kolb	0 - 1	0 - 1	- - -	---	---	---	---	---
Rylan Ortt	- - -	- - -	- - -	---	1	---	---	---
Neil Daily	- - -	- - -	- - -	---	1	---	---	---
Totals	18 - 37	3 - 11	16 - 20	55	25	2	6	4

C. M. Russell - 62
Great Falls High - 38

Game - 7 | 3/9/18 | State Tournament | at Rimrock AA - Metra

C. M. Russell	---	16 -	25 -	10 -	11	---	62
Great Falls High	---	7 -	8 -	6 -	17	---	38

Basketball Boxscore

Great Falls High Bison (9-3 , 18-6)

Player	FG	3PT	FT	Pts	Reb	Ast	Stl	Blk
Kendall Kynett	2 - 8	0 - 2	6 - 6	10	6	1	---	---
Kyle Winkler	4 - 7	- - -	2 - 2	10	4	---	---	1
Blake Thelen	1 - 6	0 - 3	4 - 5	6	3	2	3	2
Keegan Bistodeau	2 - 7	0 - 4	- - -	4	1	1	1	---
Hunter McKinney	1 - 6	1 - 5	0 - 1	3	3	---	1	---
Kyle Torgerson	0 - 6	0 - 4	2 - 2	2	1	1	---	---
Teagan Olson	1 - 3	0 - 1	- - -	2	1	1	2	---
Kevin Boes	0 - 2	- - -	1 - 2	1	---	---	1	---
Riley Callery	0 - 2	0 - 1	- - -	---	2	1	---	1
Levi Torgerson	0 - 1	0 - 1	- - -	---	2	1	1	---
Cash Abbott	0 - 2	0 - 1	- - -	---	---	---	1	---
Daunte Janikula	- - -	- - -	- - -	---	---	---	---	---
Totals	11 - 50	1 - 22	15 - 18	38	23	8	10	4

C. M. Russell Rustlers (9-3 , 18-4)

Player	FG	3PT	FT	Pts	Reb	Ast	Stl	Blk
Garrison Rothwell	8 - 11	2 - 2	1 - 3	19	6	4	2	---
Sam Vining	4 - 8	1 - 2	1 - 3	10	4	1	---	---
Russell Gagne	4 - 4	1 - 1	- - -	9	1	2	1	---
Bryce Depping	2 - 4	1 - 2	3 - 3	8	2	---	---	---
Jake Olsen	1 - 3	1 - 2	2 - 4	5	8	4	1	2
Caleb Currington	1 - 2	- - -	2 - 2	4	5	3	2	---
Tucker Greenwell	0 - 1	- - -	2 - 2	2	2	---	---	---
Kyle Byrne	1 - 2	- - -	- - -	2	---	---	---	---
Kaden Walsh	1 - 2	- - -	- - -	2	---	---	---	---
Jake Wilkins	- - -	- - -	1 - 4	1	1	2	3	---
Ky'Myie Crawley	- - -	- - -	- - -	---	1	---	---	---
Garrit Bloemendaal	- - -	- - -	- - -	---	---	---	---	---
Totals	22 - 37	6 - 9	12 - 21	62	30	16	9	2

Bozeman High - 66
Billings Senior - 62

Game - 8 | 3/9/18 | State Tournament | at Rimrock AA - Metra

Bozeman High	---	19 -	11 -	20 -	16	---	66
Billings Senior	---	10 -	18 -	19 -	15	---	62

Basketball Boxscore

Billings Senior Broncs (6-6 , 13-11)

Player	FG	3PT	FT	Pts	Reb	Ast	Stl	Blk
Connor Kieckbusch	8 - 12	1 - 4	2 - 3	19	3	6	---	---
Braxton Haws	4 - 8	3 - 7	2 - 2	13	2	4	2	---
Sam Evenson	5 - 11	- - -	2 - 4	12	4	2	---	3
Brooks Zimmer	4 - 8	- - -	3 - 3	11	2	3	---	2
Ben LaBeau	2 - 4	1 - 3	2 - 2	7	2	1	1	---
Slade Cobb	0 - 1	- - -	- - -	---	---	---	---	1
Junior Bergen	- - -	- - -	- - -	---	2	2	---	---
Totals	23 - 44	5 - 14	11 - 14	62	15	18	3	6

Bozeman High Hawks (6-6 , 15-8)

Player	FG	3PT	FT	Pts	Reb	Ast	Stl	Blk
Mack Anderson	8 - 15	- - -	- - -	23	10	4	---	3
Ryan Lonergan	8 - 16	- - -	- - -	16	6	1	---	1
Robbie Simpson	4 - 9	1 - 3	4 - 6	13	3	2	4	---
Ryan Simpson	3 - 4	1 - 2	1 - 2	8	2	2	1	---
Tyler Dobie	- - -	- - -	2 - 2	2	3	---	---	---
Latrell McCutcheon	1 - 5	0 - 1	0 - 1	2	8	5	---	---
Payton Price	1 - 2	0 - 1	- - -	2	1	---	---	---
Jack Carr	- - -	- - -	0 - 2	---	---	---	---	---
Carter Ash	- - -	- - -	- - -	---	---	---	---	---
Totals	25 - 51	2 - 7	7 - 13	66	33	14	5	4

Great Falls High - 67
Missoula Sentinel - 64

Game - 9 | 3/10/18 | State Tournament | at Billings Skyview

Great Falls High	---	21 -	9 - 14 - 23	---	67	Basketball Boxscore
Missoula Sentinel	---	15 -	12 - 12 - 25	---	64	

Great Falls High Bison (9-3 , 19-6)

Player	FG	3PT	FT	Pts	Reb	Ast	Stl	Blk
Blake Thelen	7 - 10	2 - 5	5 - 8	21	9	---	1	---
Kyle Torgerson	4 - 9	4 - 5	5 - 6	17	5	4	3	---
Kendall Kynett	6 - 12	1 - 2	2 - 4	15	2	2	2	---
Hunter McKinney	2 - 6	1 - 5	3 - 4	8	3	5	---	---
Kevin Boes	1 - 2	- - -	1 - 2	3	2	---	---	---
Riley Callery	1 - 2	0 - 1	- - -	2	2	---	1	---
Kyle Winkler	0 - 3	- - -	1 - 2	1	5	1	---	---
Keegan Bistodeau	0 - 2	0 - 2	- - -	---	2	2	---	---
Cash Abbott	- - -	- - -	- - -	---	1	---	---	---
Totals	21 - 46	8 - 20	17 - 26	67	31	14	7	0

Missoula Sentinel Spartans (10-2 , 18-5)

Player	FG	3PT	FT	Pts	Reb	Ast	Stl	Blk
Sam Beighle	6 - 14	3 - 10	14 - 16	29	7	5	2	---
Gaige DeShazer	7 - 14	5 - 11	- - -	19	1	1	---	---
Alex Germer	2 - 2	1 - 1	- - -	5	1	2	---	---
Trey Kolb	1 - 2	- - -	3 - 4	5	3	---	---	---
Brayden Danzinger	1 - 2	0 - 1	- - -	2	---	2	---	---
Elias DeWaters	1 - 2	- - -	- - -	2	1	---	2	---
Nick Germer	1 - 1	- - -	- - -	2	3	1	1	---
Scott Malikie	0 - 2	- - -	- - -	---	1	---	---	---
Brandon Morley	- - -	- - -	- - -	---	---	---	---	---
Totals	19 - 39	9 - 23	17 - 20	64	17	11	5	0

Billings Senior - 65
Missoula Hellgate - 61

Game - 10 | 3/10/18 | State Tournament | at Rimrock AA - Metra

Billings Senior	---	15 -	14 - 17 - 19	---	65	Basketball Boxscore
Missoula Hellgate	---	19 -	10 - 12 - 20	---	61	

Billings Senior Broncs (6-6 , 14-11)

Player	FG	3PT	FT	Pts	Reb	Ast	Stl	Blk
Sam Evenson	5 - 7	- - -	5 - 7	15	6	---	---	1
Braxton Haws	4 - 12	2 - 7	4 - 4	14	5	3	---	---
Connor Kieckbusch	1 - 8	1 - 3	9 - 10	12	2	6	---	---
Brooks Zimmer	4 - 4	- - -	2 - 2	10	8	---	---	---
Slade Cobb	4 - 5	- - -	0 - 2	8	4	1	1	1
Junior Bergen	2 - 4	1 - 2	- - -	5	1	---	---	---
Ben LaBeau	0 - 2	- - -	1 - 2	1	2	1	1	---
Jackson Burckley	- - -	- - -	- - -	---	---	---	---	---
Totals	20 - 42	4 - 12	21 - 27	65	28	11	2	2

Missoula Hellgate Knights (0-0 , 0-0)

Player	FG	3PT	FT	Pts	Reb	Ast	Stl	Blk
Rollie Worster	8 - 18	3 - 5	6 - 7	25	8	2	1	1
Bridger Deden	4 - 15	0 - 4	4 - 5	12	4	1	---	---
Kade Lunday	5 - 10	0 - 1	0 - 2	10	10	1	1	1
Abe Johnson	3 - 5	- - -	2 - 4	8	5	---	---	---
Ceaton Oliver	2 - 2	- - -	- - -	4	2	---	---	---
Logan Riddle	1 - 2	- - -	- - -	2	2	1	---	---
Dylan Holst	0 - 5	0 - 1	- - -	---	---	2	1	---
Fisher Richardson	0 - 1	- - -	- - -	---	1	3	---	---
Totals	23 - 58	3 - 11	12 - 18	61	32	10	3	2

Great Falls High - 65
Billings Senior - 51

Game - 11 | 3/10/18 | State Tournament | at Rimrock AA - Metra

Great Falls High	---	23 - 10 - 15 - 17	---	65	Basketball Boxscore
Billings Senior	---	13 - 12 - 15 - 11	---	51	

Billings Senior Broncs (6-6 , 14-12)

Player	FG	3PT	FT	Pts	Reb	Ast	Stl	Blk
Connor Kieckbusch	5 - 7	0 - 2	4 - 4	14	3	3	1	---
Braxton Haws	4 - 10	3 - 8	- - -	11	1	4	1	---
Ben LaBeau	3 - 5	0 - 2	1 - 3	7	1	5	3	---
Sam Evenson	2 - 3	- - -	3 - 5	7	3	---	---	2
Junior Bergen	2 - 4	2 - 3	- - -	6	---	---	---	---
Brooks Zimmer	2 - 3	- - -	- - -	4	6	2	---	1
Slade Cobb	1 - 2	0 - 1	0 - 3	2	2	1	---	1
Max Evenson	- - -	- - -	- - -	---	---	---	---	---
Mike Van Atta	- - -	- - -	- - -	---	1	---	---	1
Totals	19 - 34	5 - 16	8 - 15	51	17	15	5	5

Great Falls High Bison (9-3 , 20-6)

Player	FG	3PT	FT	Pts	Reb	Ast	Stl	Blk
Kendall Kynett	10 - 14	2 - 2	2 - 4	24	3	3	1	1
Kyle Torgerson	2 - 4	1 - 3	8 - 9	13	3	2	3	---
Hunter McKinney	2 - 6	1 - 3	2 - 2	7	1	5	2	---
Kevin Boes	3 - 4	- - -	- - -	6	1	3	1	---
Blake Thelen	2 - 6	0 - 2	- - -	4	6	1	3	1
Kyle Winkler	2 - 5	- - -	- - -	4	6	---	1	---
Keegan Bistodeau	2 - 3	- - -	- - -	4	2	2	---	---
Cash Abbott	1 - 1	1 - 1	- - -	3	---	---	---	---
Riley Callery	0 - 1	- - -	- - -	---	---	---	---	---
Daunte Janikula	- - -	- - -	- - -	---	1	---	---	---
Levi Torgerson	- - -	- - -	- - -	---	---	---	---	---
Teagan Olson	- - -	- - -	- - -	---	---	---	---	---
Totals	24 - 44	5 - 11	12 - 15	65	23	16	11	2

C. M. Russell - 81
Bozeman High - 69

Game - 12 | 3/10/18 | State Tournament | at Rimrock AA - Metra

C. M. Russell	---	18 - 23 - 22 - 18	---	81	Basketball Boxscore
Bozeman High	---	17 - 13 - 23 - 16	---	69	

Bozeman High Hawks (6-6 , 15-9)

Player	FG	3PT	FT	Pts	Reb	Ast	Stl	Blk
Mack Anderson	6 - 9	- - -	8 - 12	20	12	1	1	---
Robbie Simpson	6 - 12	2 - 5	2 - 3	16	3	5	1	---
Ryan Lonergan	6 - 8	- - -	3 - 4	15	4	---	---	---
Latrell McCutcheon	3 - 6	1 - 2	1 - 1	8	3	5	2	---
Ryan Simpson	2 - 7	0 - 4	2 - 5	6	2	2	1	---
Carter Ash	1 - 2	0 - 1	- - -	2	---	---	---	---
Tyler Dobie	0 - 1	- - -	1 - 2	1	1	---	---	---
Jack Carr	- - -	- - -	1 - 2	1	1	---	---	---
Payton Price	0 - 2	0 - 2	- - -	---	---	---	---	---
Jashon Mendoza	- - -	- - -	- - -	---	---	---	1	---
Totals	24 - 47	3 - 14	18 - 29	69	26	13	6	0

C. M. Russell Rustlers (9-3 , 19-4)

Player	FG	3PT	FT	Pts	Reb	Ast	Stl	Blk
Sam Vining	8 - 12	5 - 8	4 - 4	25	6	1	1	1
Garrison Rothwell	4 - 13	3 - 6	6 - 10	17	5	12	1	---
Bryce Depping	4 - 6	- - -	7 - 10	15	4	2	---	---
Jake Olsen	4 - 5	2 - 2	- - -	10	3	---	1	1
Caleb Currington	3 - 5	0 - 2	- - -	6	2	1	4	---
Russell Gagne	2 - 3	0 - 1	2 - 3	6	---	---	1	---
Tucker Greenwell	1 - 2	- - -	- - -	2	5	2	1	---
Jake Wilkins	0 - 2	0 - 1	- - -	---	1	---	---	---
Ky'Myie Crawley	- - -	- - -	- - -	---	---	---	---	---
Kyle Byrne	- - -	- - -	- - -	---	---	---	---	---
Kaden Walsh	- - -	- - -	- - -	---	---	---	---	---
Garrit Bloemendaal	- - -	- - -	- - -	---	---	---	---	---
Totals	26 - 48	10 - 20	19 - 27	81	26	18	9	2